



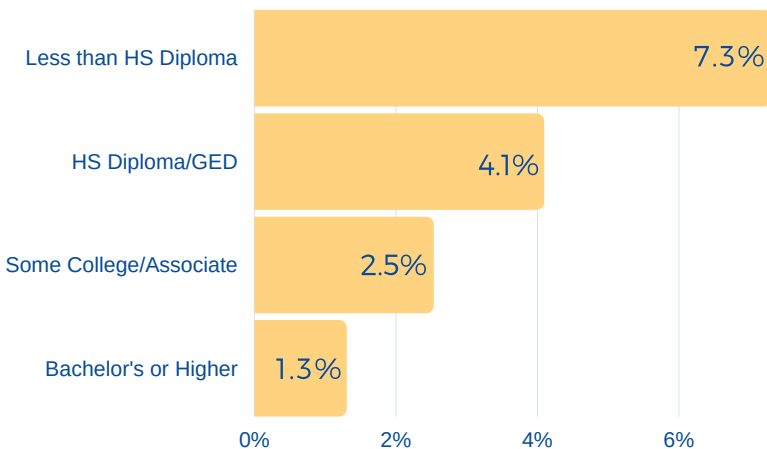
ADULT EDUCATION BY THE NUMBERS

MAINE

AS OF AUGUST 2021

SOCIOECONOMIC PROFILE	ME	5-YEAR CHANGE	NEW ENGLAND	5-YEAR CHANGE
Median Household Income (2019)	\$58,924	19.13%	\$77,482	20.04%
Poverty Rate for Aged 25+ (2019)	9.70%	-1.80%	8.3%	-1.2%
Unemployment Rate (May 2021)	4.7%	1.20%	5.59%	1.24%
Population Aged 25+ (2019)	959,407	3.31%	10,510,408	3.24%
Median Age (2019)	45.1	2.27%	40.9	0.74%

STATE UNEMPLOYMENT BY EDUCATIONAL ATTAINMENT FOR ADULTS AGED 25-64 (2019)



TOP ADULT-SERVING INSTITUTIONS IN MAINE BY PERCENT OF ADULTS AGED 25+ SERVED (MIN. 100 STUDENTS)

Beal University (Bangor)

For-Profit | 4-Year | 390 Students

60.8% of Fall 2019 Enrollment Adults Aged 25+

Maine College of Health Professions (Lewiston)

Private | 4-Year | 183 Students

56.8% of Fall 2019 Enrollment Adults Aged 25+

University of Maine at Augusta (Augusta)

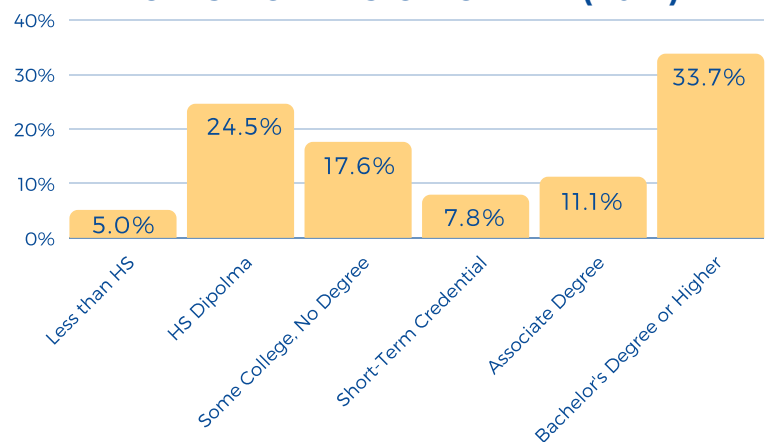
Public | 4-Year | 4,361 Students

54.0% of Fall 2019 Enrollment Adults Aged 25+

AGE DISTRIBUTION OF COLLEGE STUDENTS IN MAINE (2019)

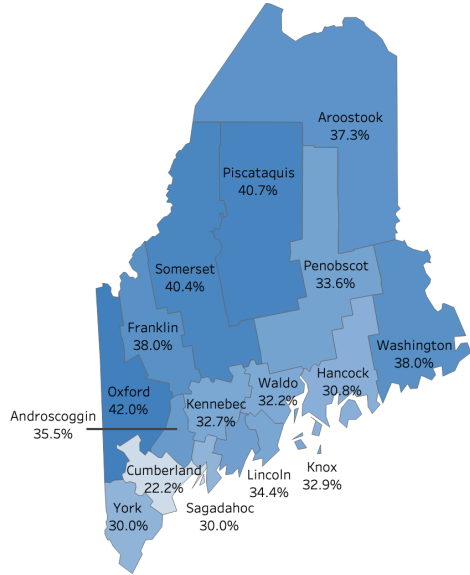
Under 25	70.7%
25-29	10.7%
30-39	10.2%
40-64	8.0%
65 and Older	0.4%

STATE EDUCATIONAL ATTAINMENT, ADULTS AGED 25 OR OLDER (2021)



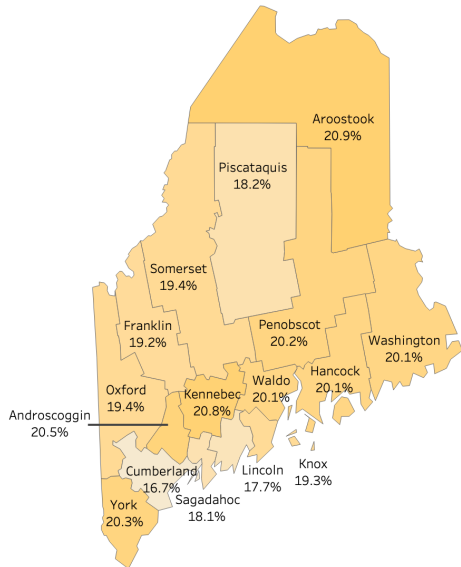
ADULT EDUCATION BY THE NUMBERS: MAINE

Profile of Adults (Aged 25 or Older) with HS Diploma/GED as Highest Degree, 2019



ADULT EDUCATIONAL ATTAINMENT	ME	NEW ENGLAND
Percent w/HS Diploma/GED Only	31.50%	26.2%
Pop. Total w/HS Diploma/GED Only	306,589	2,720,482
Median Annual Earnings	\$31,798	\$31,459
Unemployment Rate (Pop. 25-64 Years)	7.04%	4.5%
Poverty Rate (25 Years or Older)	12.80%	11.2%

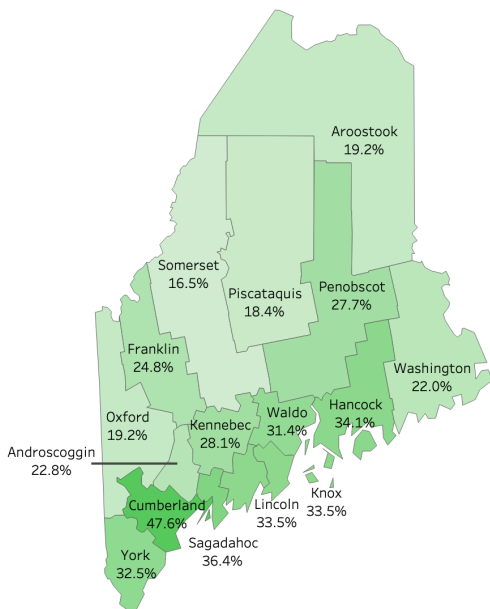
Profile of Adults (Aged 25 or Older) with Some College, No Degree, 2019



ADULT EDUCATIONAL ATTAINMENT	ME	NEW ENGLAND
Percent w/Some College, No Degree	19.30%	16.6%
Pop. Total w/Some College, No Degree	187,750	1,727,655
Median Annual Earnings*	\$36,274	\$41,463
Unemployment Rate (Pop. 25-64 Years)*	2.53%	3.7%
Poverty Rate* (25 Years or Older)	9.10%	8.1%

*Due to limitations in the available data from the Census Bureau, these figures are for individuals with some college or an associate degree.

Profile of Adults (Aged 25 or older) with Bachelor's Degree or Higher, 2019



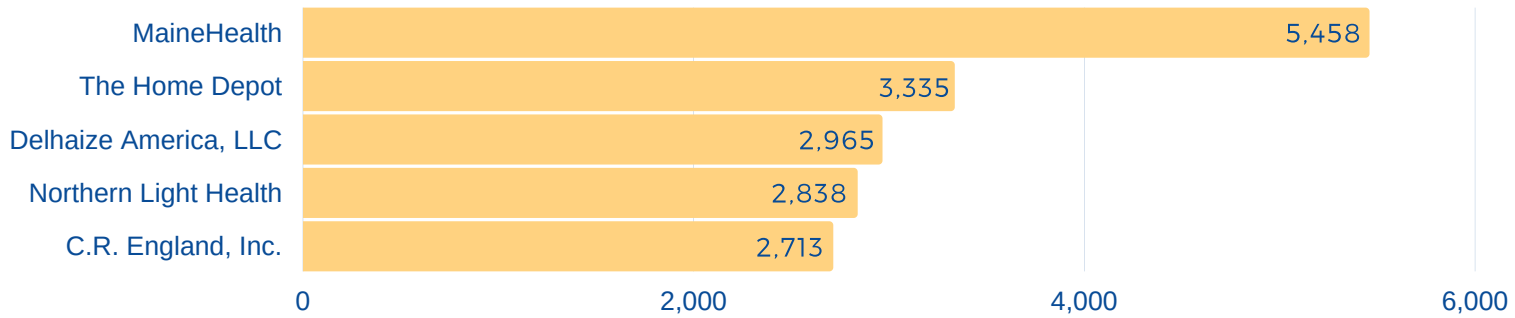
ADULT EDUCATIONAL ATTAINMENT	ME	NEW ENGLAND
Percent w/ Bachelor's Degree or Higher	47.0%	48.2%
Pop. w/ Bachelor's Degree or Higher	309,888	4,149,756
Median Annual Earnings	\$47,375	\$61,206
Unemployment Rate (Pop. 25-64 Years)*	1.30%	2.1%
Poverty Rate (25 Years or Older)	4.10%	3.5%

Note: The data in these maps reflect 5-year estimates from 2014-2019.

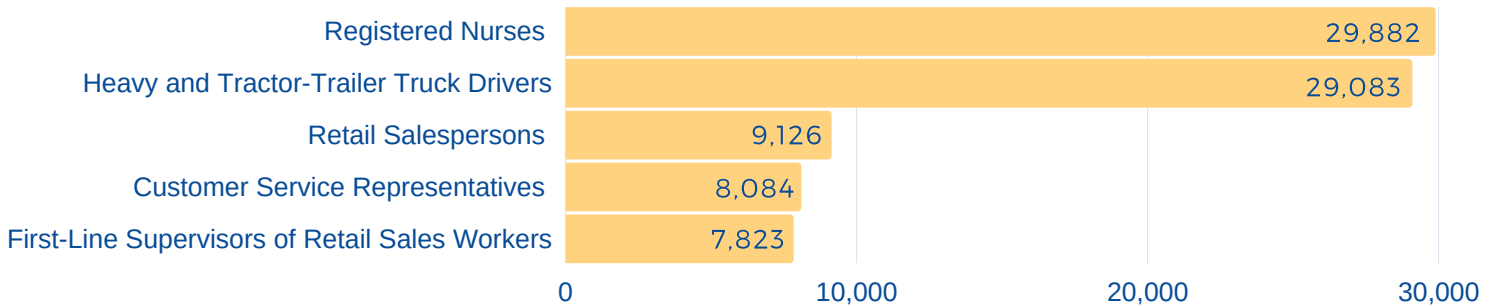
ADULT EDUCATION BY THE NUMBERS: MAINE

INDUSTRIES W/ MOST JOB GAINS	2020 JOBS	CHANGE FROM 2015	% CHANGE
Construction	45,380	3,841	9%
Professional, Scientific, & Technical Services	33,925	3,187	10%
Management of Companies & Enterprises	11,988	2,476	32%
Finance & Insurance	26,379	1,493	6%
Real Estate & Rental and Leasing	9,036	620	7%

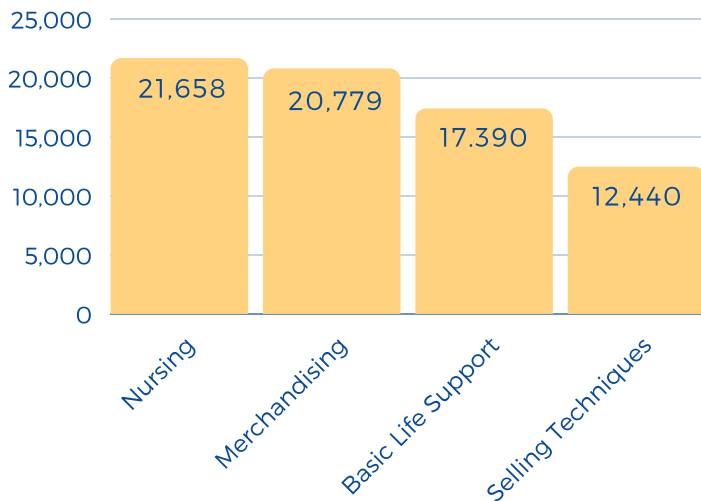
Employers with the Most Job Postings (Apr. 2020–Apr. 2021)



Occupations with the Most Job Postings (Apr. 2020–Apr. 2021)



Top Skills Listed in Job Postings (Apr. 2020–Apr. 2021)



Top Qualifications in Job Postings (Apr. 2020–Apr. 2021)

- Commercial Driver's License **23,647**
- Certified Nursing Assistant **6,817**
- Licensed Practical Nurse **5,299**
- Bachelor of Science in Nursing **3,644**
- Nurse Practitioner **3,523**

SOURCES: NEBHE analysis of data from the U.S. Census Bureau (2019 American Community Survey, 2014 American Community Survey), National Center for Education Statistics, IPEDS, EMSI Job Posting Analytics and Economy Overview, Lumina Foundation's A Stronger Nation Report, and Bureau of Labor Statistics.