

HOW THE NEW ENGLAND JOB MARKET HAS CHANGED DURING THE COVID-19 HEALTH CRISIS

In May, we explored Emsi's proprietary job postings data from April 2019 and April 2020 to discern how and to what extent employment opportunities have changed in New England since the start of the current health crisis.

Here, we revisit the data to review Emsi's job postings data from **June 2020** to see how the region's job market has changed in recent weeks.

Note about the data: Emsi's data depict only the jobs that have been posted online. Since not all jobs are listed online, the data provide a broad representation of the employment landscape, rather than a strictly precise picture of the labor market.

SUMMARY OF UPDATED DATA

NUMBER OF JOB POSTINGS: On July 9, the U.S. Labor Department reported that new unemployment claims across the nation dropped to 1.3 million the previous week. In line with this report, **job postings in New England were up slightly (+0.6%) in June 2020** over April 2020. The greatest increase in overall job postings during this period occurred in Massachusetts, in which there were 2.7% more jobs posted in June 2020 than April 2020. Despite the slight growth in job postings across the region, job postings in June 2020 compared to April 2020 were down in two states: Maine (-7.9%) and Rhode Island (-6.9%).

OCCUPATIONAL SHIFTS: Since April 2020, the top occupations in each state have remained relatively steady, with the biggest shift being merely the order in which the occupations were ranked. In general, some of the most common top occupations in the region include **registered nurses, heavy and tractor-trailer truck drivers, and software developers.**

HEALTHCARE-RELATED JOB POSTINGS: In April 2020, employment opportunities in healthcare had increased slightly since April 2019 in three New England states — Connecticut (+5.3%), Massachusetts (+5.6%), and Rhode Island (+1.6%) — and decreased elsewhere in the region — Maine (-12.5%), New Hampshire (-5.9%), and Vermont (-6.3%). **By June 2020, job postings in the healthcare sector had grown since April 2020 in five New England states — by an average of 8.5% across the region.** The growth in healthcare-related job opportunities in the region ranged from an increase of **1.1% in Maine** to a **13.6% surge in Massachusetts during the same period.** In Rhode Island — the only New England state to see a decrease in health care-related job postings between April 2020 and June 2020 — postings were down 0.1%.

MONTHLY JOB POSTING TRENDS IN NEW ENGLAND (ALL JOBS) September 2016-Present



SOURCE: Emsi, Job Posting Analytics

Questions? Feedback? Email Stephanie Murphy at smurphy@nebhe.org.

ALL JOB POSTINGS

April 2019
575,558
unique job postings
across New England.
**% Change from
April 2018**
+10.1%

April 2020
436,309
unique job postings
across New England.
**% Change from
April 2019**
-24.2%

June 2020
438,901
unique job postings
across New England.
**% Change from
April 2020**
+0.6%

Top Posted Occupations
Heavy and Tractor-Trailer
Truck Drivers
Retail Salespersons
Registered Nurses

Top Posted Occupations
Heavy and Tractor-Trailer
Truck Drivers
Registered Nurses
Retail Salespersons

Top Posted Occupations
Registered Nurses
Heavy and Tractor-Trailer
Truck Drivers
Software Developers

Top Companies Posting
CRST International, Inc.
Oracle Corporation
Uber Technologies, Inc.
CVS Health Corporation
The Home Depot

Top Companies Posting
Amazon.com, Inc.
CVS Health Corporation
The Home Depot
Oracle Corporation
CRST International, Inc.

Top Companies Posting
Amazon.com, Inc.
CVS Health Corporation
Oracle Corporation
Cynet Systems, Inc.
The Home Depot



JOB POSTINGS IN HEALTHCARE-RELATED OCCUPATIONS

April 2019
62,750
unique job postings
across New England.
**% Change from
April 2018**
+22.8%

April 2020
63,173
unique job postings
across New England.
**% Change from
April 2019**
+0.7%

June 2020
68,536
unique job postings
across New England.
**% Change from
April 2020**
+8.5%

ALL JOB POSTINGS

April 2019
107,306
 unique job postings
 in Connecticut.
**% Change from
 April 2018**
-10.8%

April 2020
79,018
 unique job postings
 in Connecticut.
**% Change from
 April 2019**
-26.4%

June 2020
80,413
 unique job postings
 in Connecticut.
**% Change from
 April 2020**
+1.7%

- Top Posted Occupations**
 Heavy and Tractor-Trailer Truck Drivers
 Retail Salespersons
 Registered Nurses

- Top Posted Occupations**
 Heavy and Tractor-Trailer Truck Drivers
 Registered Nurses
 Retail Salespersons

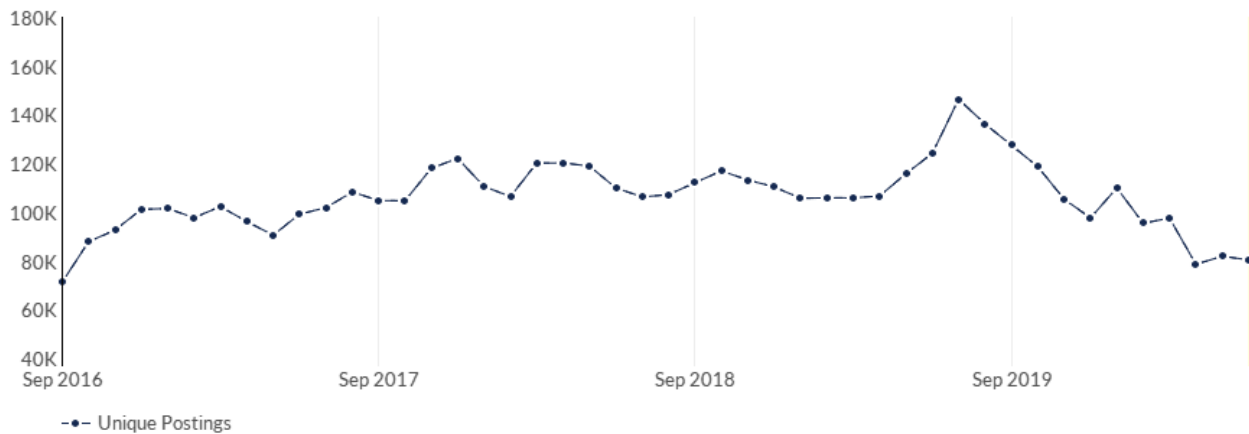
- Top Posted Occupations**
 Heavy and Tractor-Trailer Truck Drivers
 Registered Nurses
 Retail Salespersons

- Top Companies Posting**
 United Technologies Corporation
 Uber Technologies, Inc.
 Hartford Healthcare Corporation

- Top Companies Posting**
 Hartford Healthcare Corporation
 Yale New Haven Health System
 The Home Depot

- Top Companies Posting**
 Hartford Healthcare Corporation
 Yale New Haven Health System
 CVS Health Corporation

**MONTHLY JOB POSTINGS TREND IN CONNECTICUT
 September 2016-Present**



SOURCE: Emsi, Job Posting Analytics



JOB POSTINGS IN HEALTHCARE-RELATED OCCUPATIONS

April 2019

12,091

unique job postings in Connecticut.

% Change from April 2018

+4.8%

Top Posted Occupations

- Registered Nurses
- Nurse Practitioners
- Nursing Assistants

April 2020

12,732

unique job postings in Connecticut.

% Change from April 2019

+5.3%

Top Posted Occupations

- Registered Nurses
- Nursing Assistants
- Pharmacy Technicians

June 2020

13,525

unique job postings in Connecticut.

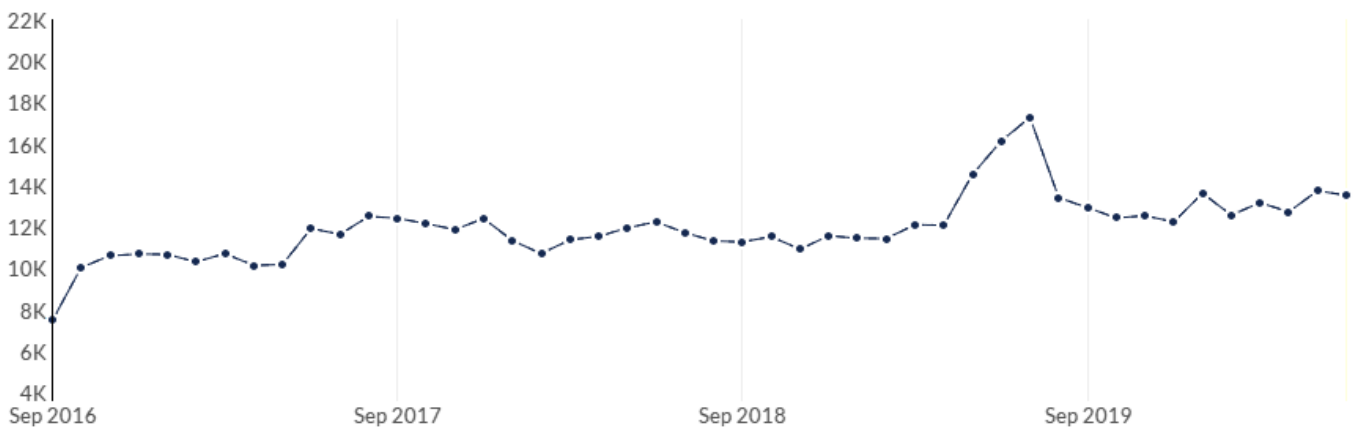
% Change from April 2020

+6.2%

Top Posted Occupations

- Registered Nurses
- Nursing Assistants
- Family/General Practitioners

HEALTHCARE-RELATED MONTHLY JOB POSTINGS TREND IN CONNECTICUT September 2016-Present



Unique Postings

SOURCE: Emsi, Job Posting Analytics

ALL JOB POSTINGS

April 2019

57,080

unique job postings in Maine.

% Change from April 2018

+20.1%

April 2020

42,274

unique job postings in Maine.

% Change from April 2019

-25.9%

June 2020

38,942

unique job postings in Maine.

% Change from April 2020

-7.9%

- Top Posted Occupations**
- Heavy and Tractor-Trailer Truck Drivers
 - Retail Salespersons
 - First-Line Supervisors of Retail Sales Workers

- Top Posted Occupations**
- Registered Nurses
 - Heavy and Tractor-Trailer Truck Drivers
 - First-Line Supervisors of Retail Sales Workers

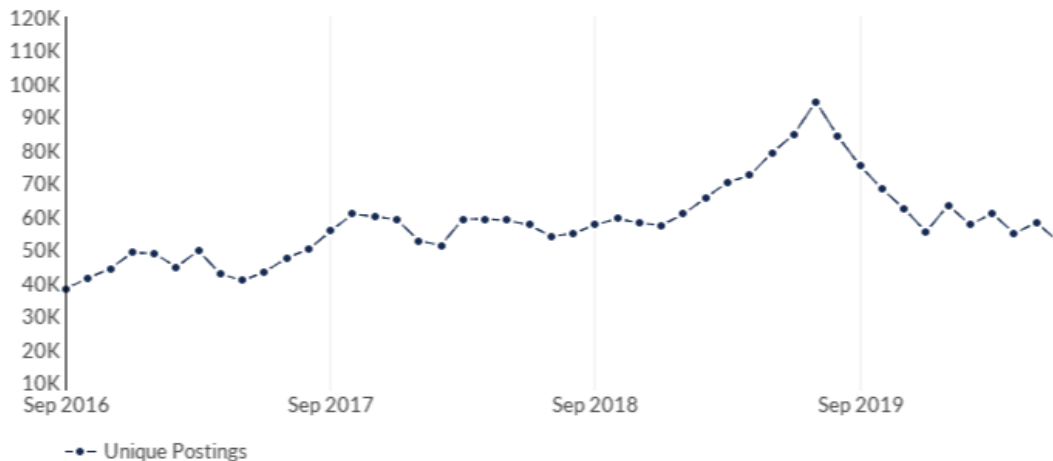
- Top Posted Occupations**
- Registered Nurses
 - Heavy and Tractor-Trailer Truck Drivers
 - First-Line Supervisors of Retail Retail Sales Workers

- Top Companies Posting**
- Northern Light Health
 - Hartt Transportation Systems, Inc.
 - C.R. England, Inc.

- Top Companies Posting**
- Northern Light Health
 - Mainehealth
 - The Home Depot

- Top Companies Posting**
- Northern Light Health
 - Mainehealth
 - New England Ad Center

MONTHLY JOB POSTINGS TREND IN MAINE
September 2016-Present



SOURCE: Emsi, Job Posting Analytics



JOB POSTINGS IN HEALTHCARE-RELATED OCCUPATIONS

April 2019

8,625

unique job postings in Maine.

% Change from April 2018

+27.8%

Top Posted Occupations

- Registered Nurses
- Nursing Assistants
- Physical Therapists

April 2020

7,545

unique job postings in Maine.

% Change from April 2019

-12.5%

Top Posted Occupations

- Registered Nurses
- Nursing Assistants
- Physicians and Surgeons

June 2020

7,630

unique job postings in Maine.

% Change from April 2020

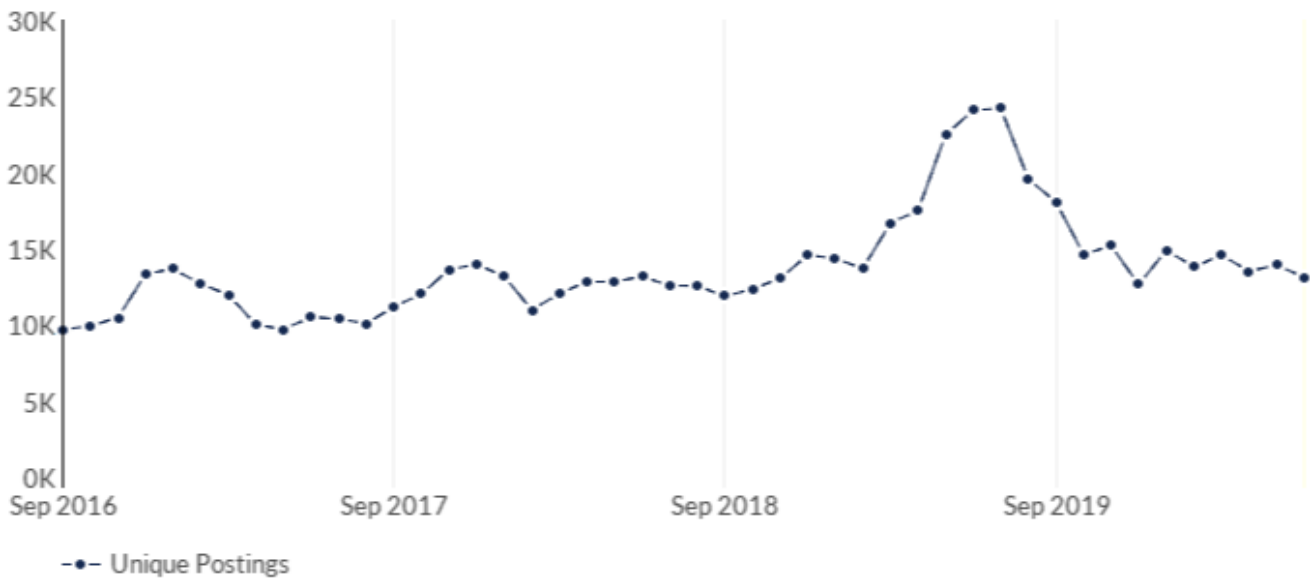
+1.1%

Top Posted Occupations

- Registered Nurses
- Nursing Assistants
- Physicians and Surgeons

HEALTHCARE-RELATED MONTHLY JOB POSTINGS TREND IN MAINE

September 2016-Present



SOURCE: Emsi, Job Posting Analytics

ALL JOB POSTINGS

April 2019

276,904

unique job postings in Massachusetts.

% Change from April 2018

+12.4%

April 2020

219,031

unique job postings in Massachusetts.

% Change from April 2019

-20.9%

June 2020

224,977

unique job postings in Massachusetts.

% Change from April 2020

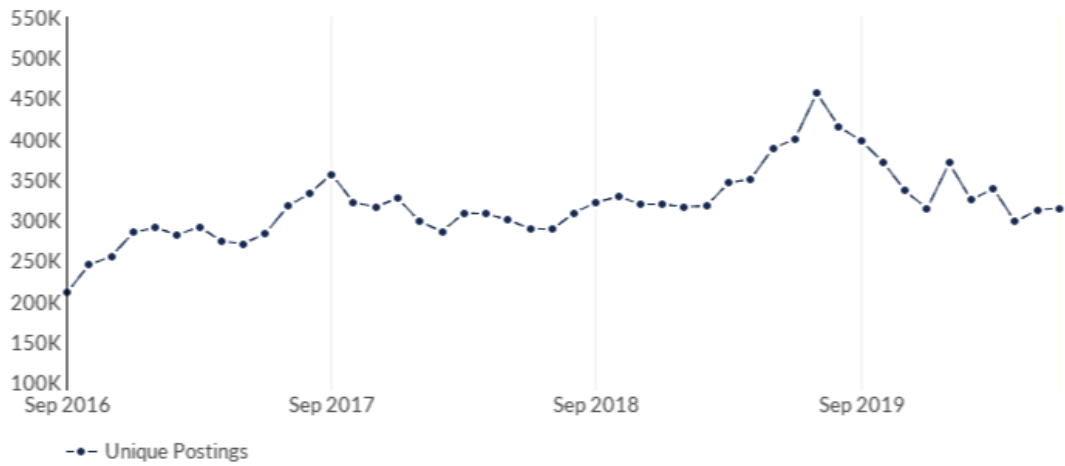
+2.7%

- Top Posted Occupations**
- Heavy and Tractor-Trailer Truck Drivers
 - Software Developers, Applications
 - Retail Salespersons
- Top Companies Posting**
- Oracle Corporation
 - Uber Technologies, Inc.
 - Partners Healthcare System, Inc.

- Top Posted Occupations**
- Software Developers, Applications
 - Registered Nurses
 - Heavy and Tractor-Trailer Truck Drivers
- Top Companies Posting**
- Amazon.com, Inc.
 - Oracle Corporation
 - CVS Health Corporation

- Top Posted Occupations**
- Registered Nurses
 - Software Developers, Applications
 - Heavy and Tractor-Trailer Truck Drivers
- Top Companies Posting**
- Amazon.com, Inc.
 - Partners Healthcare System, Inc.
 - CVS Health Corporation

MONTLY JOB POSTINGS TREND IN MASSACHUSETTS
September 2016-Present



SOURCE: Emsi, Job Posting Analytics



JOB POSTINGS IN HEALTHCARE-RELATED OCCUPATIONS

April 2019

26,630

unique job postings in Massachusetts.

% Change from April 2018

+24.9%

Top Posted Occupations

- Registered Nurses
- Nursing Assistants
- Medical Assistants

April 2020

28,130

unique job postings in Massachusetts.

% Change from April 2019

+5.6%

Top Posted Occupations

- Registered Nurses
- Nursing Assistants
- Licensed Practical and Licensed Vocational Nurses

June 2020

31,967

unique job postings in Massachusetts.

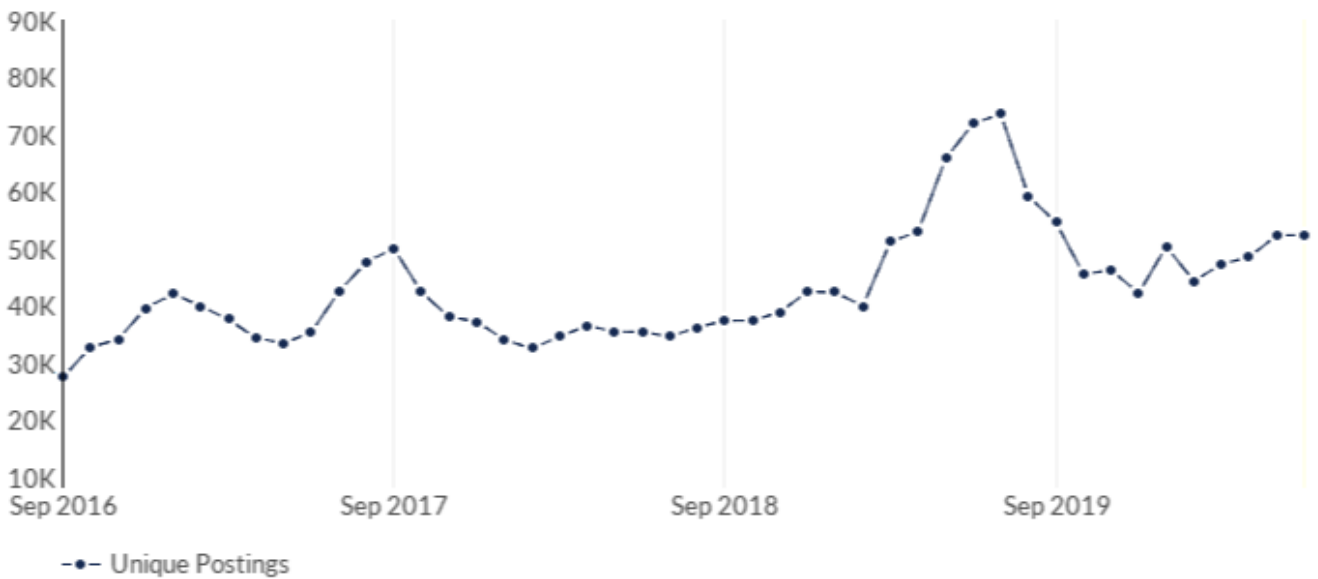
% Change from April 2020

+13.6%

Top Posted Occupations

- Registered Nurses
- Nursing Assistants
- Licensed Practical and Licensed Vocational Nurses

HEALTHCARE-RELATED MONTHLY JOB POSTINGS TREND IN MASSACHUSETTS September 2016-Present



SOURCE: Emsi, Job Posting Analytics

ALL JOB POSTINGS

April 2019

59,464

unique job postings in New Hampshire.

% Change from April 2018

+18.1%

Top Posted Occupations

Heavy and Tractor-Trailer Truck Drivers

Retail Salespersons

First-Line Supervisors of Retail Sales Workers

Top Companies Posting

CRST International, Inc.

BAE SYSTEMS PLC

Dartmouth Hitchcock

April 2020

44,727

unique job postings in New Hampshire.

% Change from April 2019

-24.8%

Top Posted Occupations

Heavy and Tractor-Trailer Truck Drivers

Registered Nurses

Retail Salespersons

Top Companies Posting

CRST International, Inc.

BAE SYSTEMS PLC

The Home Depot

June 2020

44,736

unique job postings in New Hampshire.

% Change from April 2020

+0.02%

Top Posted Occupations

Registered Nurses

Heavy and Tractor-Trailer Truck Drivers

Retail Salespersons

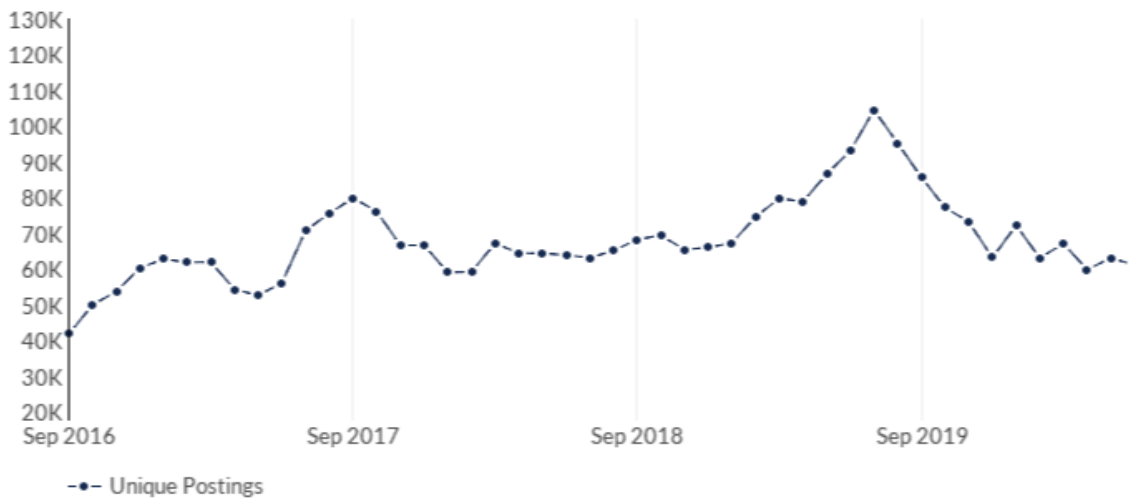
Top Companies Posting

CRST International, Inc.

Dartmouth Hitchcock

BAE SYSTEMS PLC

MONTHLY JOB POSTINGS TREND IN NEW HAMPSHIRE
September 2016-Present



SOURCE: Emsi, Job Posting Analytics



JOB POSTINGS IN HEALTHCARE-RELATED OCCUPATIONS

April 2019

7,808

unique job postings in New Hampshire.

% Change from April 2018

+44.9%

Top Posted Occupations

- Registered Nurses
- Licensed Practical and Licensed Vocational Nurses
- Nursing Assistants

April 2020

7,351

unique job postings in New Hampshire.

% Change from April 2019

-5.9%

Top Posted Occupations

- Registered Nurses
- Nursing Assistants
- Licensed Practical and Licensed Vocational Nurses

June 2020

7,628

unique job postings in New Hampshire.

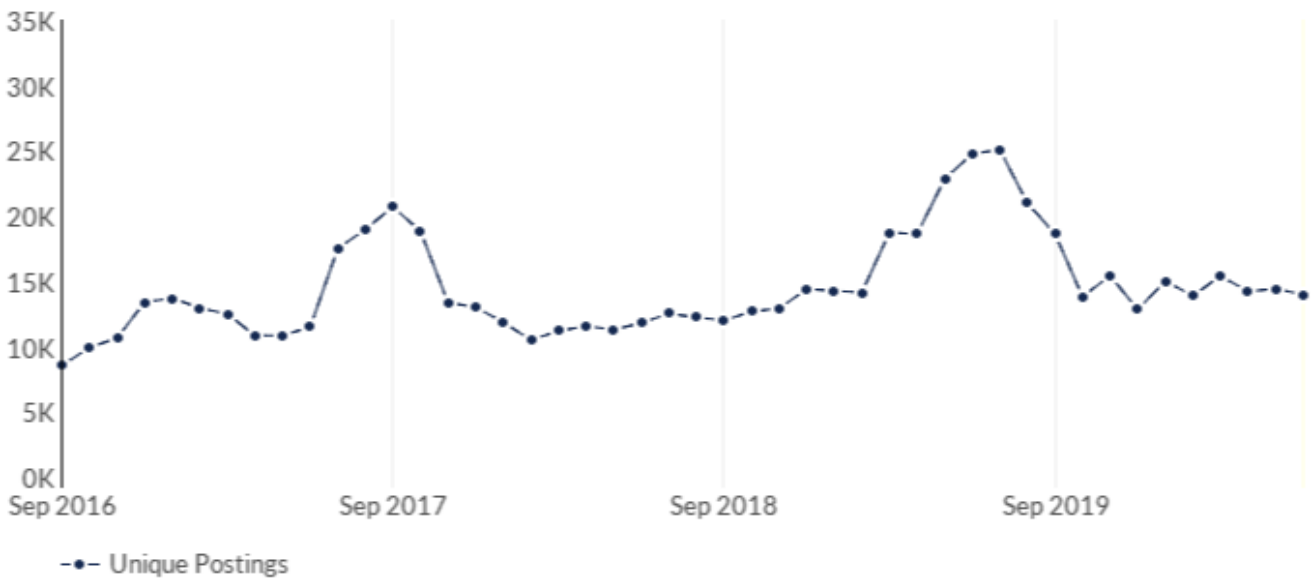
% Change from April 2020

+3.8%

Top Posted Occupations

- Registered Nurses
- Licensed Practical and Licensed Vocational Nurses
- Nursing Assistants

HEALTHCARE-RELATED MONTHLY JOB POSTINGS TREND IN NEW HAMPSHIRE September 2016-Present



SOURCE: Emsi, Job Posting Analytics

ALL JOB POSTINGS

April 2019

40,284

unique job postings in Rhode Island.

% Change from April 2018

-2.8%

April 2020

28,320

unique job postings in Rhode Island.

% Change from April 2019

-29.7%

June 2020

26,346

unique job postings in Rhode Island.

% Change from April 2020

-6.9%

- Top Posted Occupations**
- Heavy and Tractor-Trailer Truck Drivers
 - Retail Salespersons
 - First-Line Supervisors of Retail Sales Workers

- Top Posted Occupations**
- Heavy and Tractor-Trailer Truck Drivers
 - Registered Nurses
 - Retail Salespersons

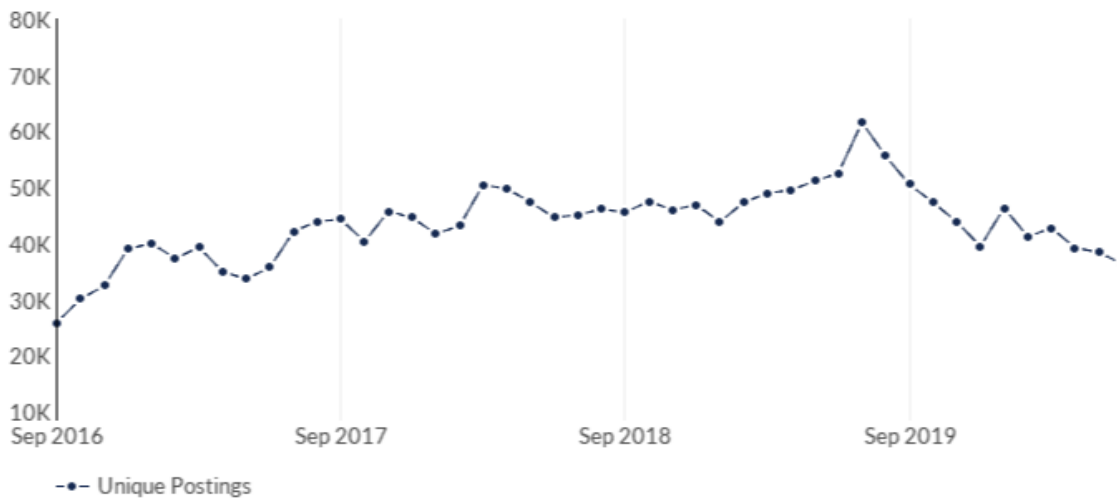
- Top Posted Occupations**
- Heavy and Tractor-Trailer Truck Drivers
 - Registered Nurses
 - Software Developers

- Top Companies Posting**
- Oracle Corporation
 - CVS Health Corporation
 - Uber Technologies, Inc.

- Top Companies Posting**
- CVS Health Corporation
 - Oracle Corporation
 - Lifespan Corporation

- Top Companies Posting**
- CVS Health Corporation
 - Oracle Corporation
 - Amazon.com, Inc.

MONTHLY JOB POSTINGS TREND IN RHODE ISLAND
September 2016-Present



SOURCE: Emsi, Job Posting Analytics



JOB POSTINGS IN HEALTHCARE-RELATED OCCUPATIONS

April 2019

3,760

unique job postings
in Rhode Island.

**% Change from
April 2018**

+14%

Top Posted Occupations

- Registered Nurses
- Nursing Assistants
- Pharmacy Technicians

April 2020

3,821

unique job postings
in Rhode Island.

**% Change from
April 2019**

+1.6%

Top Posted Occupations

- Registered Nurses
- Nursing Assistants
- Pharmacy Technicians

June 2020

3,819

unique job postings
in Rhode Island.

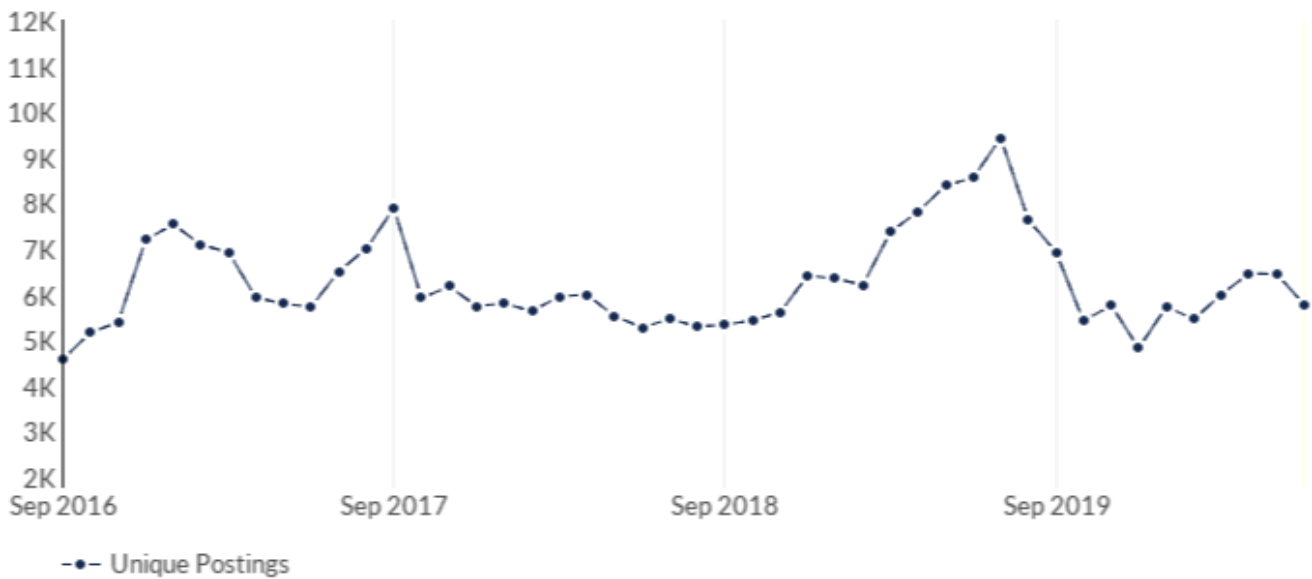
**% Change from
April 2020**

-0.1%

Top Posted Occupations

- Registered Nurses
- Nursing Assistants
- Pharmacy Technicians

HEALTHCARE-RELATED MONTHLY JOB POSTINGS TREND IN RHODE ISLAND September 2016-Present



SOURCE: Emsi, Job Posting Analytics

ALL JOB POSTINGS

April 2019

34,520

unique job postings in Vermont.

% Change from April 2018

+8.5%

Top Posted Occupations

Heavy and Tractor-Trailer Truck Drivers

Registered Nurses

First-Line Supervisors of Retail Sales Workers

Top Companies Posting

Oracle Corporation

Uber Technologies, Inc.

Hartt Transportation Systems, Inc.

April 2020

22,939

unique job postings in Vermont.

% Change from April 2019

-33.5%

Top Posted Occupations

Heavy and Tractor-Trailer Truck Drivers

Registered Nurses

First-Line Supervisors of Retail Sales Workers

Top Companies Posting

Army National Guard

Oracle Corporation

Vermont Agency of Human Services

June 2020

23,487

unique job postings in Vermont.

% Change from April 2020

+2.4%

Top Posted Occupations

Heavy and Tractor-Trailer Truck Drivers

Registered Nurses

First-Line Supervisors of Retail Sales Workers

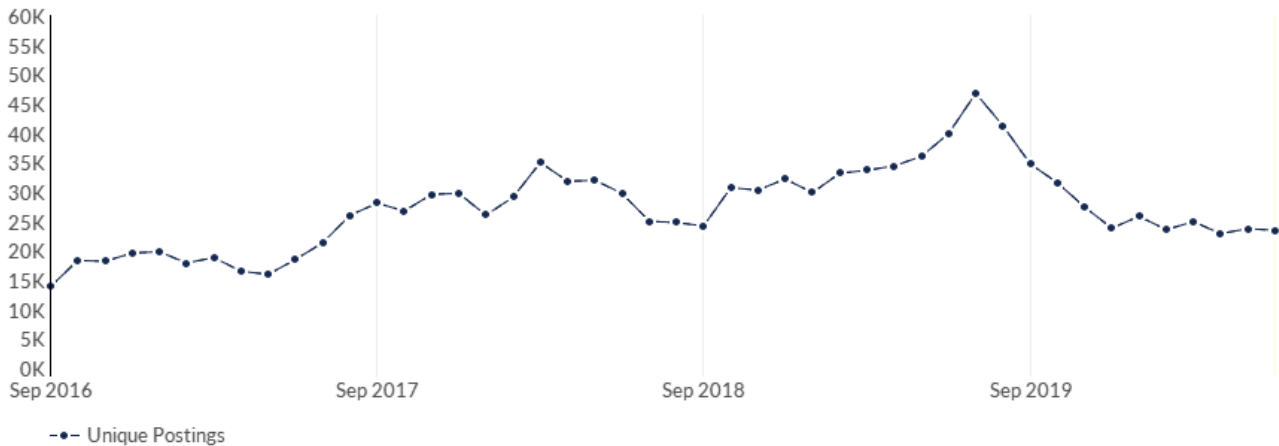
Top Companies Posting

Army National Guard

U.S. Xpress, Inc.

Oracle Corporation

MONTHLY JOB POSTINGS TREND IN VERMONT
September 2016-Present



SOURCE: Emsi, Job Posting Analytics



JOB POSTINGS IN HEALTHCARE-RELATED OCCUPATIONS

April 2019

3,836

unique job postings in Vermont.

% Change from April 2018

+36.6%

Top Posted Occupations

- Registered Nurses
- Speech Language Pathologists
- Physicians

April 2020

3,594

unique job postings in Vermont.

% Change from April 2019

-6.3%

Top Posted Occupations

- Registered Nurses
- Licensed Practical and Licensed Vocational Nurses
- Nursing Assistants

June 2020

3,967

unique job postings in Vermont.

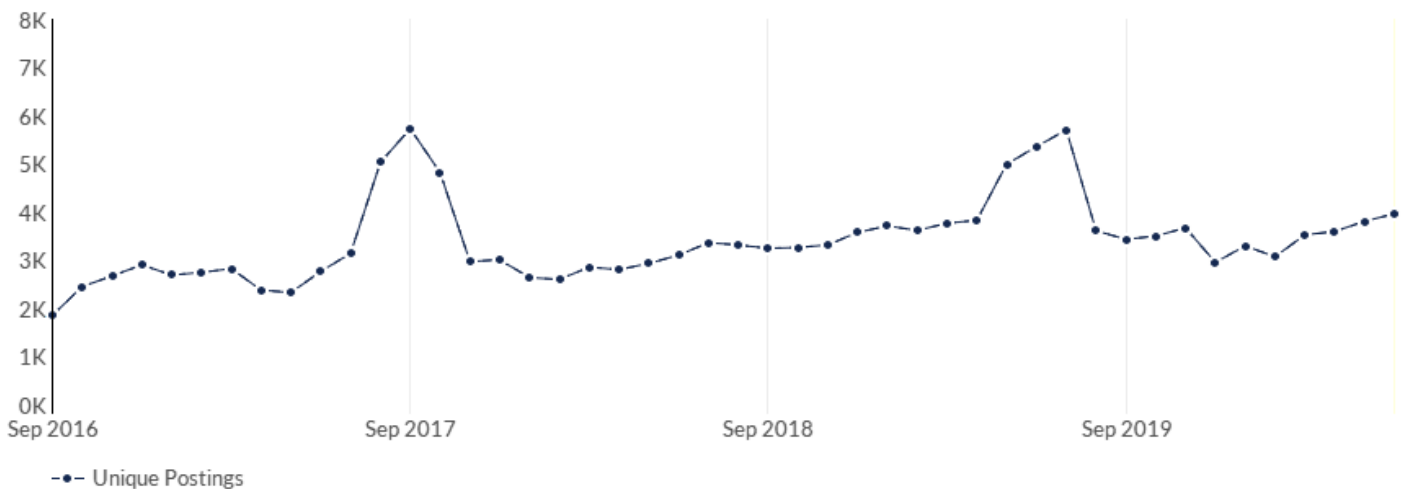
% Change from April 2020

+2.9%

Top Posted Occupations

- Registered Nurses
- Licensed Practical and Licensed Vocational Nurses
- Physicians and Surgeons

HEALTHCARE-RELATED MONTHLY JOB POSTINGS TREND IN VERMONT September 2016-Present



SOURCE: Emsi, Job Posting Analytics

DATA SOURCE: Emsi's Job Posting Analytics Report and Job Postings Table, April 2019 and April 2020.

Definitions:

Unique Job Postings: The number of deduplicated job vacancy advertisements scraped from over 100,000 websites. Deduplication is the process of identifying duplicate job postings and only counting one of the duplicates. The unique posting count is the count of postings after the deduplication process has taken place. The total posting count is the count of postings before deduplication. For example, if a user runs a report that returns 12 total job postings and 2 unique job postings, this means that the 12 postings contained 10 duplicates and only 2 unique job advertisements.

Occupation: These data count the number of jobs according to the type of work performed, instead of by industry. An industry describes a type of economic activity that goes on at a particular establishment, while an occupation describes the type of job that a single worker might hold. Examples of occupations are software engineers, registered nurses, fast food cooks, surgeons, janitors, retail cashiers, and accountants. These types of positions are needed by establishments classified in many different industries; for example—manufacturing facilities, hospitals, corporate offices, and restaurants are all types of establishments that employ janitors or bookkeepers.

Emsi occupation data is organized by “Standard Occupational Classification 2000” (SOC) codes, with a few differences. The first two digits divide occupations into 23 major groups, such as “11-0000: Management Occupations”; the third digit divides them into 96 minor groups, such as “11-3000: Operations Specialties Managers”; and the fourth digit divides them into 449 broad occupations, which are further divided by the fifth and sixth digits into a total of 821 detailed occupations. For more information, see www.bls.gov/soc/.

Methodology of Selection of Healthcare-related Occupations:

These occupations were selected according to Emsi's method of organizing its occupation data by SOC codes (see definitions above). The healthcare occupations counted were those that belong to two major groups: 29-0000 (Healthcare Practitioners and Technical Occupations) and 31-0000 (Healthcare Support Occupations).

Job Postings Data Source:

Emsi's job posting analytics are sourced from from job advertisements made by employers — i.e., real-time labor market data. The information is scraped from the web, aggregated, and restructured into a single dataset. They scrape tens of thousands of sites to compile their job posting data. On a given month, this consists of scraping between 6-8 million unique active postings from more than 90,000 companies.