

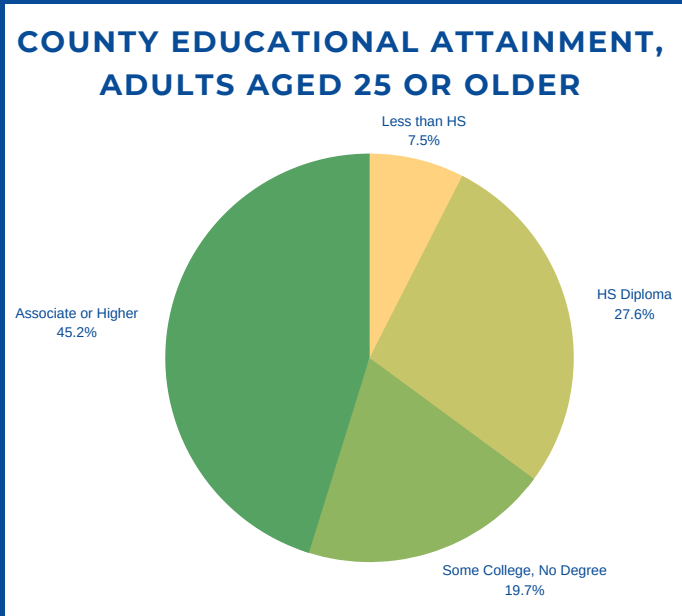


ADULT EDUCATION BY THE NUMBERS

STRAFFORD COUNTY, NEW HAMPSHIRE

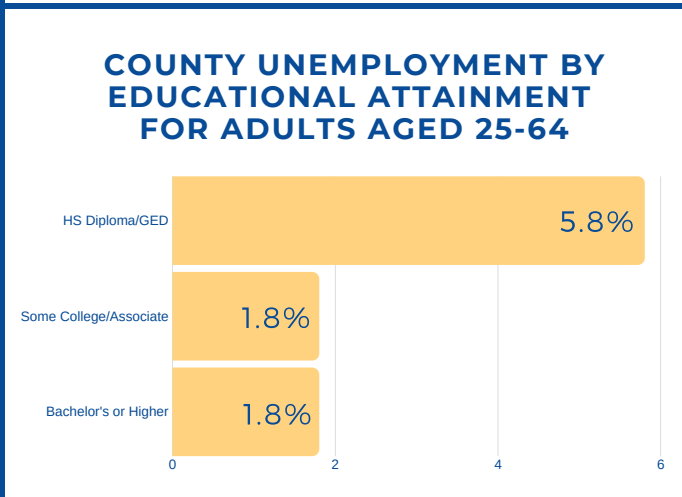
AS OF SEPTEMBER 2019

SOCIOECONOMIC PROFILE	COUNTY	NH	AGE DISTRIBUTION OF COLLEGE STUDENTS IN NEW HAMPSHIRE (2017)	
			Under 18	18-24
Median Annual Household Income:	\$67,805	\$71,305		
Population in Poverty Rate (25 or Older)	6.9%	6.6%	1.7%	
Unemployment Rate (Pop. 25-64 Years)	2.9%	3.5%		40.0%
Population (Aged 25 or older)	81,763	939,471		52.4%
Total Population Growth (2013-2018)	+4.1%	+2.3%		5.6%
Median Age (2018)	37	43		0.2%



TOP ADULT-SERVING INSTITUTIONS BY NUMBER OF ADULTS AGED 25+ SERVED THAT ARE NEAREST TO STRAFFORD COUNTY

- University of New Hampshire (Durham, NH)**
Public | 4-Year
2,015 Adults Aged 25+ Enrolled (2017)
- Great Bay Community College (Portsmouth, NH)**
Public | 2-Year
590 Adults Aged 25+ Enrolled (2017)
- Southern New Hampshire Univ. (Manchester, NH)**
Private, non-profit | 4-Year
71,377 Adults Aged 25+ Enrolled (2017)



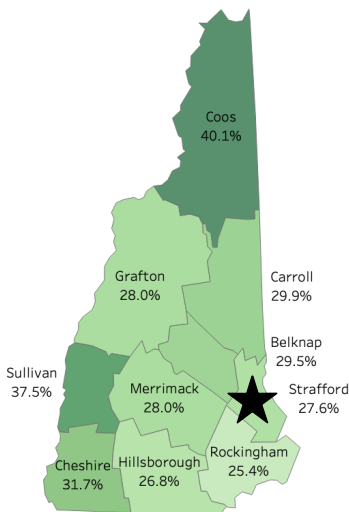
INCREASING THE ADULT COLLEGE ATTAINMENT RATE STRAFFORD COUNTY

To increase the county's adult attainment rate by **5%**,

1,847

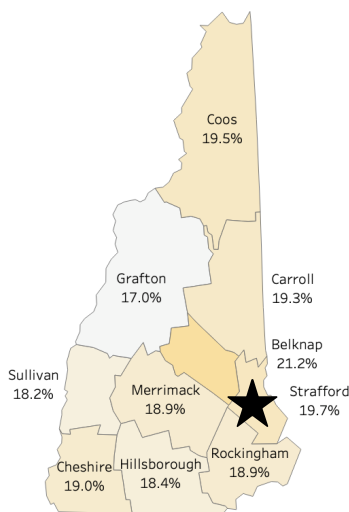
additional individuals aged 25 or older must complete a postsecondary degree program (associate or higher)

Profile of Adults (Aged 25 or Older) with HS Diploma/GED as Highest Degree, 2017



ADULT EDUCATIONAL ATTAINMENT	COUNTY	NH
Percent w/HS Diploma/GED Only	27.6%	28.0%
Pop. Total w/HS Diploma/GED Only	22,569	262,891
Median Annual Income (2017)	\$32,047	\$34,415
Unemployment Rate (Pop. 25-64 Years)	5.8%	5.0%
Poverty Rate (25 Years or Older)	10.2%	8.6%

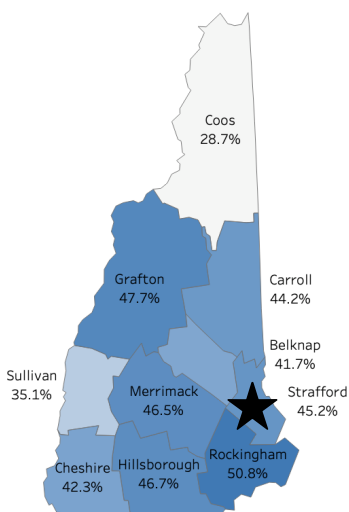
Profile of Adults (Aged 25 or Older) with Some College, No Degree, 2017



ADULT EDUCATIONAL ATTAINMENT	COUNTY	NH
Percent w/Some College, No Degree	19.7%	18.8%
Pop. Total w/Some College, No Degree	16,075	176,656
Median Annual Income (2017)*	\$40,247	\$40,263
Unemployment Rate (Pop. 25-64 Years)*	1.8%	3.7%
Poverty Rate* (25 Years or Older)	6.4%	6.5%

* Due to limitations in the available data from the Census Bureau, these figures are for individuals with some college or an associate degree.

Profile of Adults (Aged 25 or older) with Associate Degree or Higher, 2017



ADULT EDUCATIONAL ATTAINMENT	COUNTY	NH
Percent w/Associate Degree or Higher	45.2%	46.1%
Pop. Total w/Associate Degree or Higher	36,940	432,646
Median Annual Income (2017)*	\$51,529	\$53,475
Unemployment Rate (Pop. 25-64 Years)*	1.8%	2.2%
Poverty Rate* (25 Years or Older)	3.5%	3.1%

* Due to limitations in the available data from the Census Bureau, these figures are for individuals with a bachelor's degree or higher.

SOURCES: NEBHE analysis of data from the U.S. Census Bureau (2018 American Community Survey, 2017 Economic Census) and National Center for Education Statistics, IPEDS