



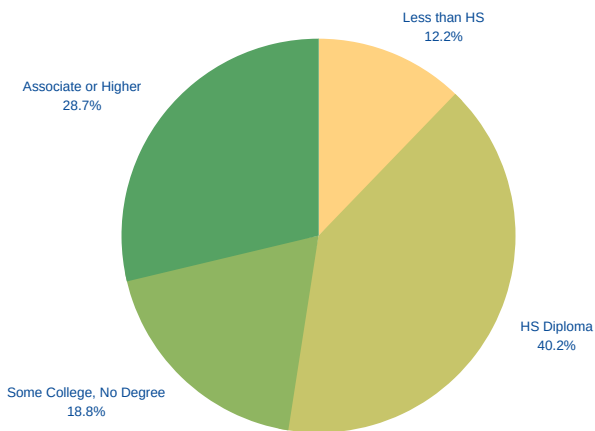
ADULT EDUCATION BY THE NUMBERS

SOMERSET COUNTY, MAINE

AS OF SEPTEMBER 2019

SOCIOECONOMIC PROFILE	COUNTY	ME	AGE DISTRIBUTION OF COLLEGE STUDENTS IN MAINE (2017)	
Median Annual Household Income:	\$41,549	\$53,024		
Population in Poverty Rate (25 or Older)	15.4%	10.9%	Under 18	8.4%
Unemployment Rate (Pop. 25-64 Years)	7.2%	4.3%	18-24	59.3%
Population (Aged 25 or older)	37,451	961,086	25-49	28.6%
Total Population Growth (2013-2018)	-2.2%	+0.8%	50-64	3.3%
Median Age (2018)	46.6	44.9	65 and Older	0.3%

COUNTY EDUCATIONAL ATTAINMENT, ADULTS AGED 25 OR OLDER



TOP ADULT-SERVING INSTITUTIONS BY NUMBER OF ADULTS AGED 25+ SERVED THAT ARE NEAREST TO SOMERSET COUNTY

Kennebec Valley Community College (Fairfield, ME)

Public | 2-Year

868 Adults Aged 25+ Enrolled (2017)

Unity College (Unity, ME)

Private, non-profit | 4-Year

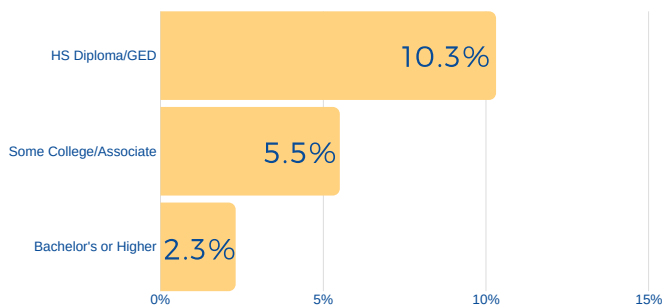
68 Adults Aged 25+ Enrolled (2017)

University of Maine at Augusta (Augusta, ME)

Public | 4-Year

2,443 Adults Aged 25+ Enrolled (2017)

COUNTY UNEMPLOYMENT BY EDUCATIONAL ATTAINMENT FOR ADULTS AGED 25-64



INCREASING THE ADULT COLLEGE ATTAINMENT RATE SOMERSET COUNTY

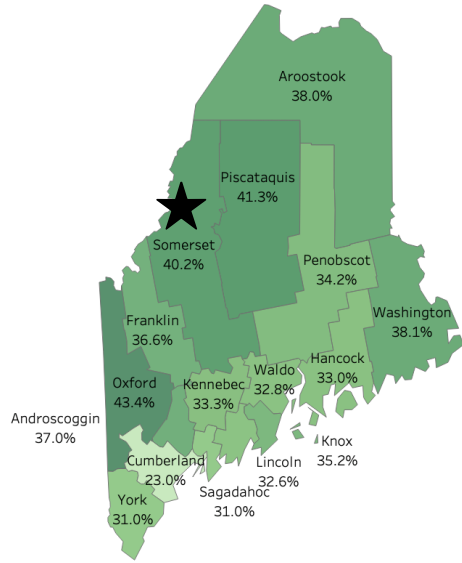
To increase the county's adult attainment rate by **5%**,

537

additional individuals aged 25 or older must complete a postsecondary degree program (associate or higher)

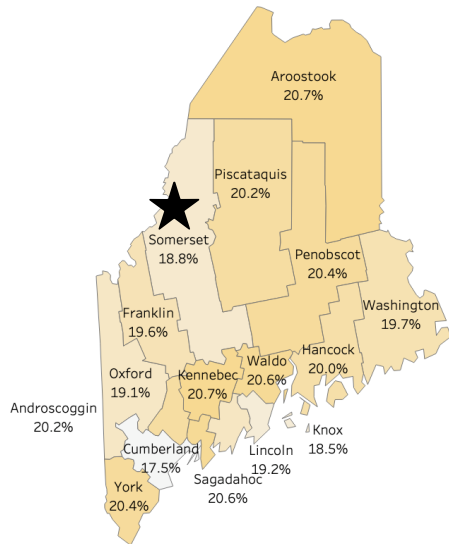
ADULT EDUCATION BY THE NUMBERS: SOMERSET COUNTY, MAINE

Profile of Adults (Aged 25 or Older) with HS Diploma/GED as Highest Degree, 2017



ADULT EDUCATIONAL ATTAINMENT	COUNTY	ME
Percent w/HS Diploma/GED Only	40.2%	32.3%
Pop. Total w/HS Diploma/GED Only	15,067	310,724
Median Annual Income (2017)	\$26,765	\$27,830
Unemployment Rate (Pop. 25-64 Years)	10.3%	6.1%
Poverty Rate (25 Years or Older)	16.6%	14.6%

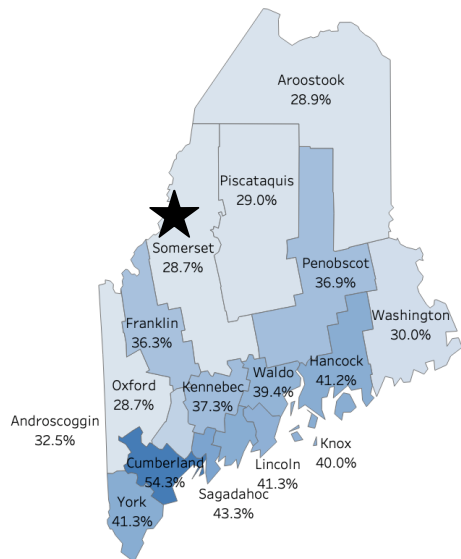
Profile of Adults (Aged 25 or Older) with Some College, No Degree, 2017



ADULT EDUCATIONAL ATTAINMENT	COUNTY	ME
Percent w/Some College, No Degree	18.8%	19.5%
Pop. Total w/Some College, No Degree	7,055	187,812
Median Annual Income (2017)*	\$29,817	\$33,037
Unemployment Rate (Pop. 25-64 Years)*	5.5%	4.4%
Poverty Rate* (25 Years or Older)	11.7%	9.6%

* Due to limitations in the available data from the Census Bureau, these figures are for individuals with some college or an associate degree.

Profile of Adults (Aged 25 or older) with Associate Degree or Higher, 2017



ADULT EDUCATIONAL ATTAINMENT	COUNTY	ME
Percent w/Associate Degree or Higher	28.7%	40.2%
Pop. Total w/Associate Degree or Higher	10741	386,922
Median Annual Income (2017)*	\$40,681	\$42,761
Unemployment Rate (Pop. 25-64 Years)*	2.3%	2.0%
Poverty Rate* (25 Years or Older)	4.2%	4.2%

* Due to limitations in the available data from the Census Bureau, these figures are for individuals with a bachelor's degree or higher.

SOURCES: NEBHE analysis of data from the U.S. Census Bureau (2018 American Community Survey, 2017 Economic Census) and National Center for Education Statistics, IPEDS