

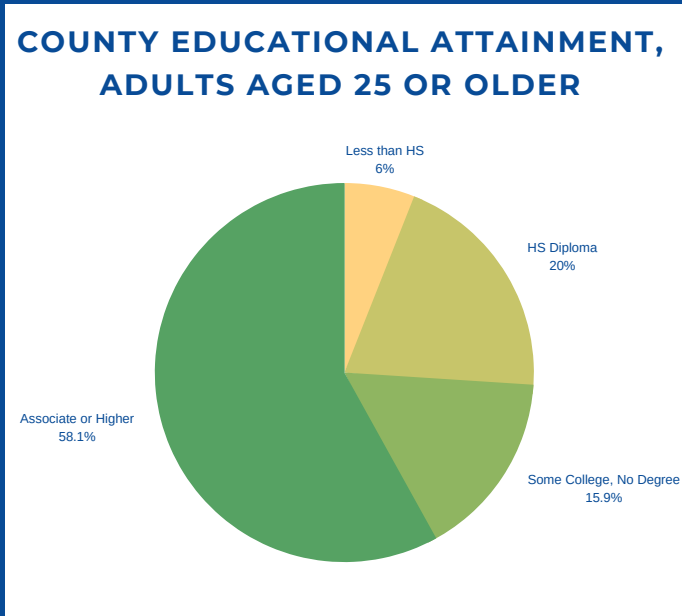


ADULT EDUCATION BY THE NUMBERS

CHITTENDEN COUNTY, VERMONT

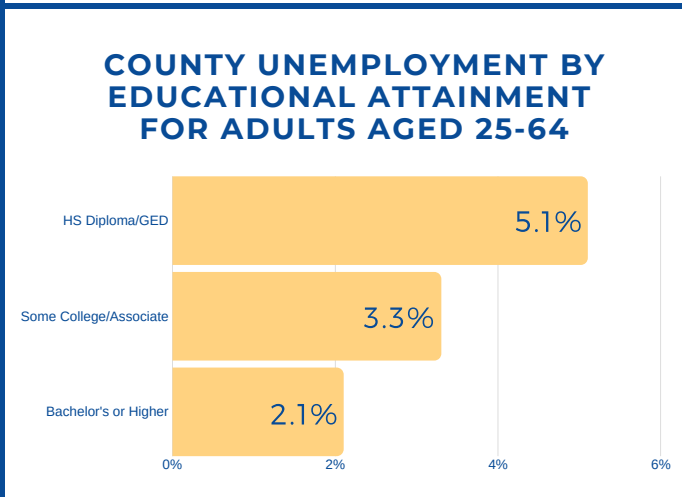
AS OF SEPTEMBER 2019

SOCIOECONOMIC PROFILE	COUNTY	VT	AGE DISTRIBUTION OF COLLEGE STUDENTS IN VERMONT (2017)	
Median Annual Household Income:	\$66,906	\$57,808		
Population in Poverty Rate (25 or Older)	7.1%	9.1%	Under 18	5.6%
Unemployment Rate (Pop. 25-64 Years)	3.2%	3.5%	18-24	65.4%
Population (Aged 25 or older)	105,259	437,900	25-49	25.7%
Total Population Growth (2013-2018)	+3.2%	+0.01%	50-64	2.7%
Median Age (2018)	36.3	42.8	65 and Older	0.5%



TOP ADULT-SERVING INSTITUTIONS BY NUMBER OF ADULTS AGED 25+ SERVED THAT ARE NEAREST TO CHITTENDEN COUNTY

- University of Vermont (Burlington, VT)**
Public | 4-Year
2,138 Adults Aged 25+ Enrolled (2017)
- Champlain College (Burlington, VT)**
Private, non-profit | 4-Year
2,122 Adults Aged 25+ Enrolled (2017)
- Saint Michael's College (Colchester, VT)**
Private, non-profit | 4-Year
275 Adults Aged 25+ Enrolled (2017)



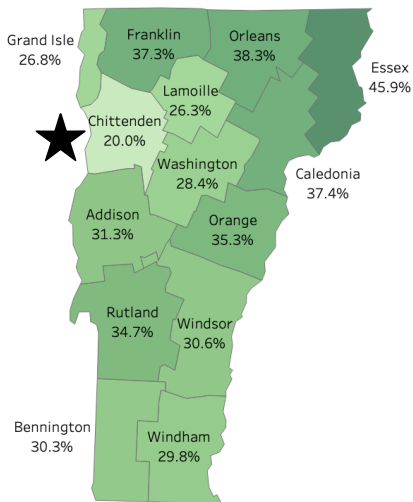
INCREASING THE ADULT COLLEGE ATTAINMENT RATE CHITTENDEN COUNTY

To increase the county's adult attainment rate by **5%**,

3,054

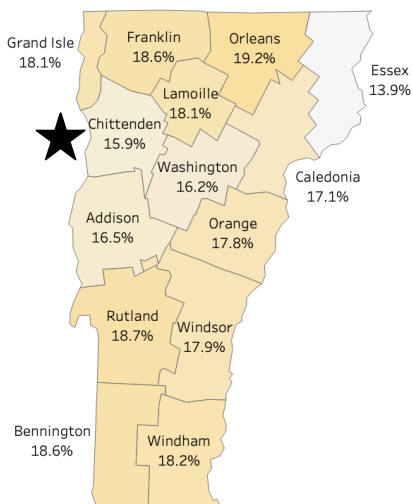
additional individuals aged 25 or older must complete a postsecondary degree program (associate or higher)

Profile of Adults (Aged 25 or Older) with HS Diploma/GED as Highest Degree, 2017



ADULT EDUCATIONAL ATTAINMENT	COUNTY	VT
Percent w/HS Diploma/GED Only	20.0%	29.6%
Pop. Total w/HS Diploma/GED Only	21,025	129,511
Median Annual Income (2017)	\$32,543	\$31,228
Unemployment Rate (Pop. 25-64 Years)	5.1%	4.7%
Poverty Rate (25 Years or Older)	9.8%	11.4%

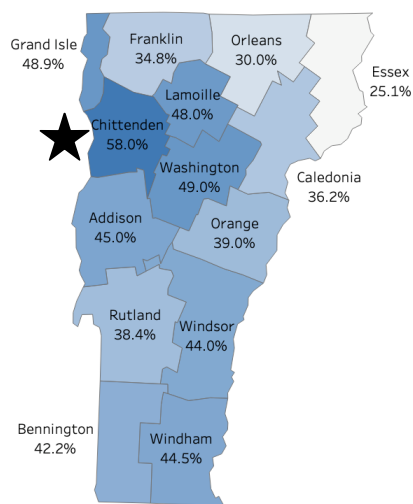
Profile of Adults (Aged 25 or Older) with Some College, No Degree, 2017



ADULT EDUCATIONAL ATTAINMENT	COUNTY	VT
Percent w/Some College, No Degree	15.9%	17.4%
Pop. Total w/Some College, No Degree	16,766	76,013
Median Annual Income (2017)*	\$39,849	\$35,028
Unemployment Rate (Pop. 25-64 Years)*	3.3%	3.3%
Poverty Rate* (25 Years or Older)	7.6%	9.0%

* Due to limitations in the available data from the Census Bureau, these figures are for individuals with some college or an associate degree.

Profile of Adults (Aged 25 or older) with Associate Degree or Higher, 2017



ADULT EDUCATIONAL ATTAINMENT	COUNTY	VT
Percent w/Associate Degree or Higher	58.0%	45.3%
Pop. Total w/Associate Degree or Higher	61,085	198,493
Median Annual Income (2017)*	\$47,039	\$42,267
Unemployment Rate (Pop. 25-64 Years)*	2.1%	2.0%
Poverty Rate* (25 Years or Older)	4.2%	4.5%

* Due to limitations in the available data from the Census Bureau, these figures are for individuals with a bachelor's degree or higher.

SOURCES: NEBHE analysis of data from the U.S. Census Bureau (2018 American Community Survey, 2017 Economic Census) and National Center for Education Statistics, IPEDS