

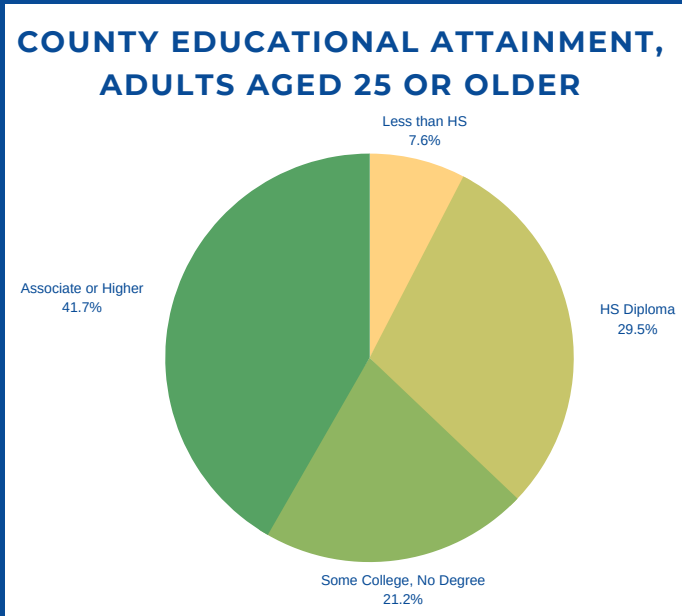


ADULT EDUCATION BY THE NUMBERS

BELKNAP COUNTY, NEW HAMPSHIRE

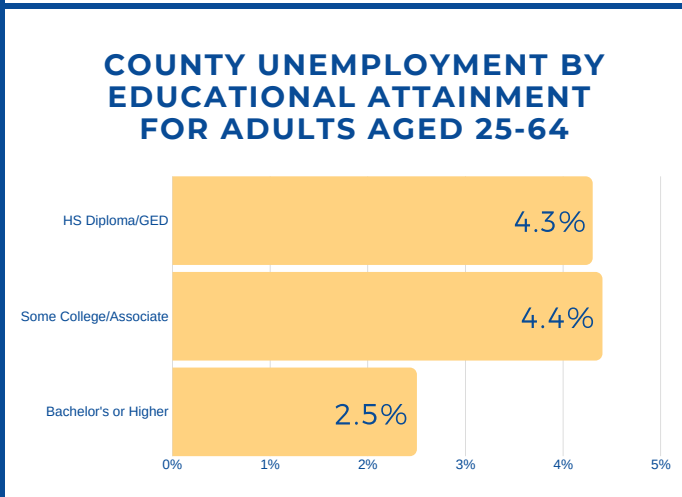
AS OF SEPTEMBER 2019

SOCIOECONOMIC PROFILE	COUNTY	NH	AGE DISTRIBUTION OF COLLEGE STUDENTS IN NEW HAMPSHIRE (2017)	
Median Annual Household Income:	\$65,834	\$71,305		
Population in Poverty Rate (25 or Older)	7.7%	6.6%	Under 18	1.7%
Unemployment Rate (Pop. 25-64 Years)	4.0%	3.5%	18-24	40.0%
Population (Aged 25 or older)	44,469	939,471	25-49	52.4%
Total Population Growth (2013-2018)	+1.3%	+2.3%	50-64	5.6%
Median Age (2018)	47.6	43	65 and Older	0.2%



TOP ADULT-SERVING INSTITUTIONS BY NUMBER OF ADULTS AGED 25+ SERVED THAT ARE NEAREST TO BELKNAP COUNTY

- Lakes Region Community College (Laconia, NH)**
Public | 2-Year
278 Adults Aged 25+ Enrolled (2017)
- Plymouth State University (Plymouth, NH)**
Public | 4-Year
923 Adults Aged 25+ Enrolled (2017)
- NHTI-Concord's Community College (Concord, NH)**
Public | 2-Year
1,081 Adults Aged 25+ Enrolled (2017)



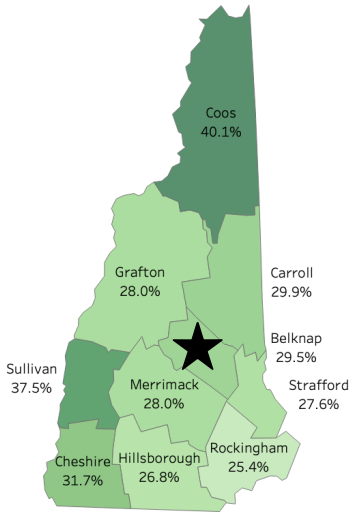
INCREASING THE ADULT COLLEGE ATTAINMENT RATE BELKNAP COUNTY

To increase the county's adult attainment rate by **5%**,

925

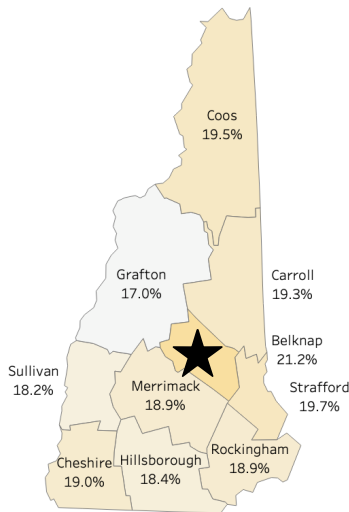
additional individuals aged 25 or older must complete a postsecondary degree program (associate or higher)

Profile of Adults (Aged 25 or Older) with HS Diploma/GED as Highest Degree, 2017



ADULT EDUCATIONAL ATTAINMENT	COUNTY	NH
Percent w/HS Diploma/GED Only	29.5%	28.0%
Pop. Total w/HS Diploma/GED Only	13,123	262,891
Median Annual Income (2017)	\$31,966	\$34,415
Unemployment Rate (Pop. 25-64 Years)	4.3%	5.0%
Poverty Rate (25 Years or Older)	10.5%	8.6%

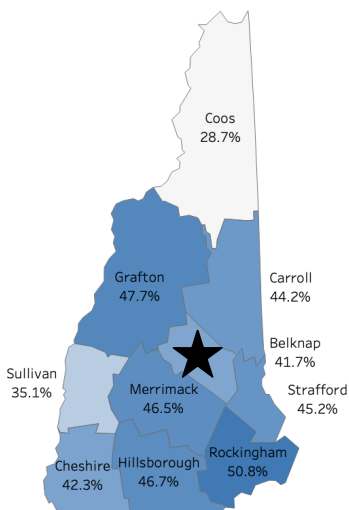
Profile of Adults (Aged 25 or Older) with Some College, No Degree, 2017



ADULT EDUCATIONAL ATTAINMENT	COUNTY	NH
Percent w/Some College, No Degree	21.2%	18.8%
Pop. Total w/Some College, No Degree	9,446	176,656
Median Annual Income (2017)*	\$36,935	\$40,263
Unemployment Rate (Pop. 25-64 Years)*	4.4%	3.7%
Poverty Rate* (25 Years or Older)	8.5%	6.5%

* Due to limitations in the available data from the Census Bureau, these figures are for individuals with some college or an associate degree.

Profile of Adults (Aged 25 or older) with Associate Degree or Higher, 2017



ADULT EDUCATIONAL ATTAINMENT	COUNTY	NH
Percent w/Associate Degree or Higher	41.7%	46.1%
Pop. Total w/Associate Degree or Higher	18,511	432,646
Median Annual Income (2017)*	\$47,030	\$53,475
Unemployment Rate (Pop. 25-64 Years)*	2.5%	2.2%
Poverty Rate* (25 Years or Older)	2.2%	3.1%

* Due to limitations in the available data from the Census Bureau, these figures are for individuals with a bachelor's degree or higher.

SOURCES: NEBHE analysis of data from the U.S. Census Bureau (2018 American Community Survey, 2017 Economic Census) and National Center for Education Statistics, IPEDS