



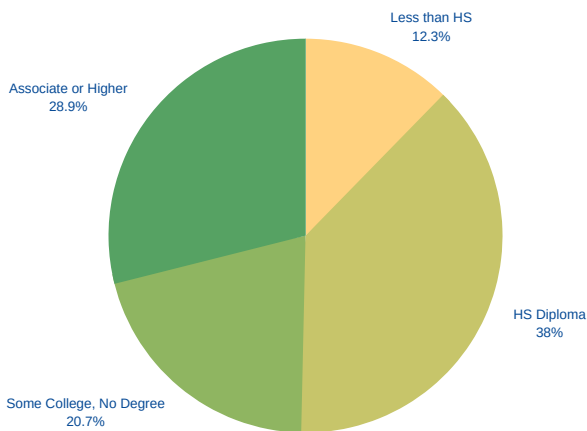
# ADULT EDUCATION BY THE NUMBERS

## AROOSTOOK COUNTY, MAINE

AS OF SEPTEMBER 2019

SOCIOECONOMIC PROFILE	COUNTY	ME	AGE DISTRIBUTION OF COLLEGE STUDENTS IN MAINE (2017)	
Median Annual Household Income:	\$39,021	\$53,024		
Population in Poverty Rate (25 or Older)	15.3%	10.9%	Under 18	8.4%
Unemployment Rate (Pop. 25-64 Years)	4.6%	4.3%	18-24	59.3%
Population (Aged 25 or older)	50,614	961,086	25-49	28.6%
Total Population Growth (2013-2018)	-4.3%	+0.8%	50-64	3.3%
Median Age (2018)	48.5	44.9	65 and Older	0.3%

### COUNTY EDUCATIONAL ATTAINMENT, ADULTS AGED 25 OR OLDER



### TOP ADULT-SERVING INSTITUTIONS BY NUMBER OF ADULTS AGED 25+ SERVED THAT ARE NEAREST TO AROOSTOOK COUNTY

#### University of Maine at Fort Kent (Fort Kent, ME)

Public | 4-Year

**467** Adults Aged 25+ Enrolled (2017)

#### University of Maine at Presque Isle (Presque Isle, ME)

Public | 4-Year

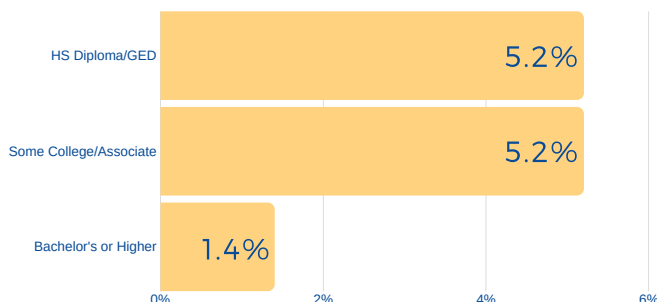
**319** Adults Aged 25+ Enrolled (2017)

#### Northern Maine Community College (Presque Isle, ME)

Public | 2-Year

**230** Adults Aged 25+ Enrolled (2017)

### COUNTY UNEMPLOYMENT BY EDUCATIONAL ATTAINMENT FOR ADULTS AGED 25-64



### INCREASING THE ADULT COLLEGE ATTAINMENT RATE AROOSTOOK COUNTY

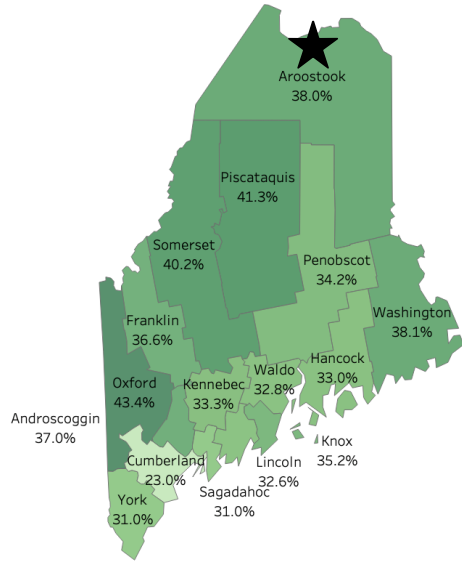
To increase the county's adult attainment rate by **5%**,

# 732

additional individuals aged 25 or older must complete a postsecondary degree program (associate or higher)

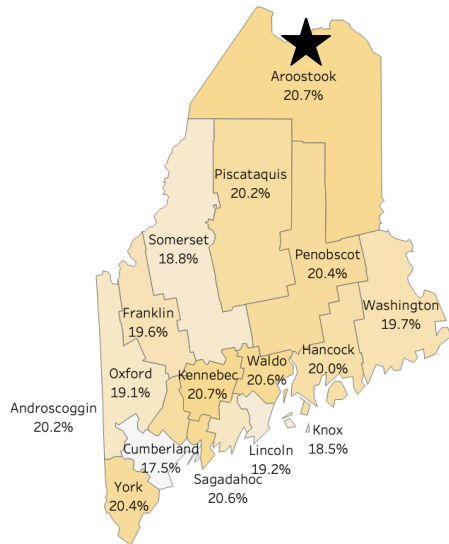
# ADULT EDUCATION BY THE NUMBERS: AROOSTOOK COUNTY, MAINE

## Profile of Adults (Aged 25 or Older) with HS Diploma/GED as Highest Degree, 2017



ADULT EDUCATIONAL ATTAINMENT	COUNTY	ME
Percent w/HS Diploma/GED Only	38.0%	32.3%
Pop. Total w/HS Diploma/GED Only	19,239	310,724
Median Annual Income (2017)	\$25,524	\$27,830
Unemployment Rate (Pop. 25-64 Years)	5.2%	6.1%
Poverty Rate (25 Years or Older)	16.9%	14.6%

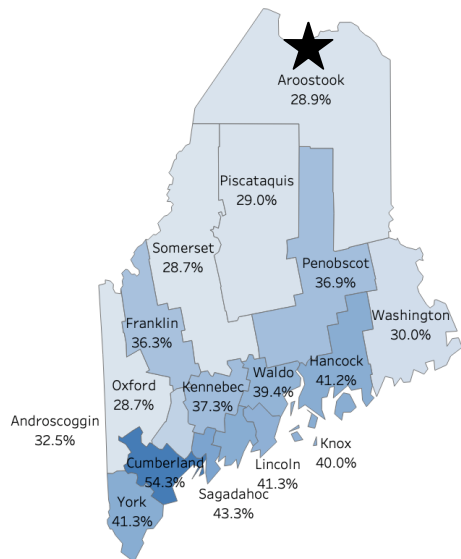
## Profile of Adults (Aged 25 or Older) with Some College, No Degree, 2017



ADULT EDUCATIONAL ATTAINMENT	COUNTY	ME
Percent w/Some College, No Degree	20.7%	19.5%
Pop. Total w/Some College, No Degree	10,484	187,812
Median Annual Income (2017)*	\$32,344	\$33,037
Unemployment Rate (Pop. 25-64 Years)*	5.2%	4.4%
Poverty Rate* (25 Years or Older)	13.7%	9.6%

\* Due to limitations in the available data from the Census Bureau, these figures are for individuals with some college or an associate degree.

## Profile of Adults (Aged 25 or older) with Associate Degree or Higher, 2017



ADULT EDUCATIONAL ATTAINMENT	COUNTY	ME
Percent w/Associate Degree or Higher	28.9%	40.2%
Pop. Total w/Associate Degree or Higher	14,640	386,922
Median Annual Income (2017)*	\$39,753	\$42,761
Unemployment Rate (Pop. 25-64 Years)*	1.4%	2.0%
Poverty Rate* (25 Years or Older)	5.2%	4.2%

\* Due to limitations in the available data from the Census Bureau, these figures are for individuals with a bachelor's degree or higher.

SOURCES: NEBHE analysis of data from the U.S. Census Bureau (2018 American Community Survey, 2017 Economic Census) and National Center for Education Statistics, IPEDS