

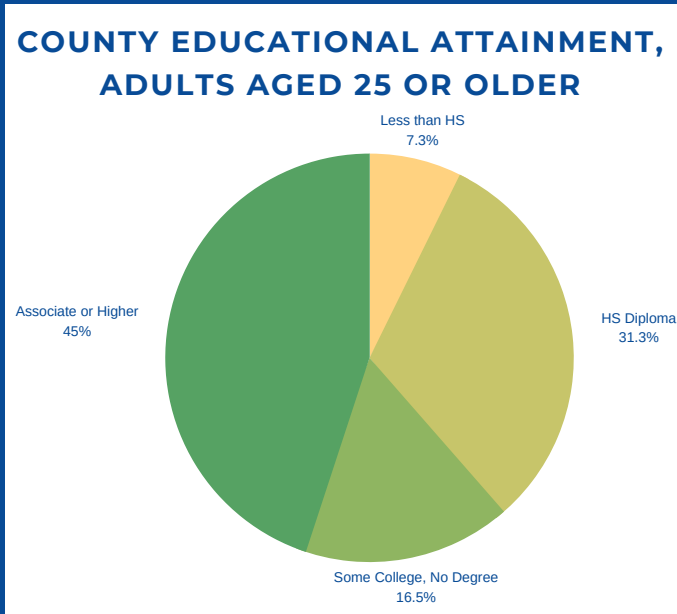


# ADULT EDUCATION BY THE NUMBERS

## ADDISON COUNTY, VERMONT

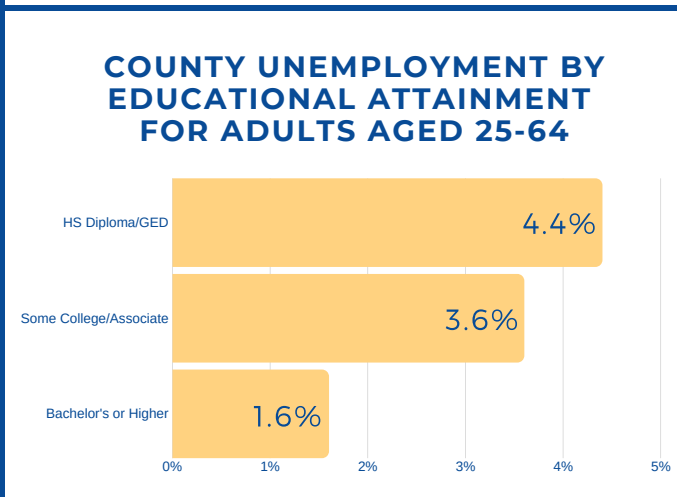
AS OF SEPTEMBER 2019

SOCIOECONOMIC PROFILE	COUNTY	VT	AGE DISTRIBUTION OF COLLEGE STUDENTS IN VERMONT (2017)	
Median Annual Household Income:	\$61,875	\$57,808		
Population in Poverty Rate (25 or Older)	7.0%	9.1%	Under 18	5.6%
Unemployment Rate (Pop. 25-64 Years)	3.2%	3.5%	18-24	65.4%
Population (Aged 25 or older)	25,207	437,900	25-49	25.7%
Total Population Growth (2013-2018)	+0.1%	+0.01%	50-64	2.7%
Median Age (2018)	43.6	42.8	65 and Older	0.5%



### TOP ADULT-SERVING INSTITUTIONS BY NUMBER OF ADULTS AGED 25+ SERVED THAT ARE NEAREST TO ADDISON COUNTY

- Middlebury College (Middlebury, VT)**  
Private, non-profit | 4-Year  
**42** Adults Aged 25+ Enrolled (2017)
- Norwich University (Northfield, VT)**  
Private, non-profit | 4-Year  
**1,557** Adults Aged 25+ Enrolled (2017)
- Vermont Technical College (Randolph, VT)**  
Public | 2-Year  
**625** Adults Aged 25+ Enrolled (2017)



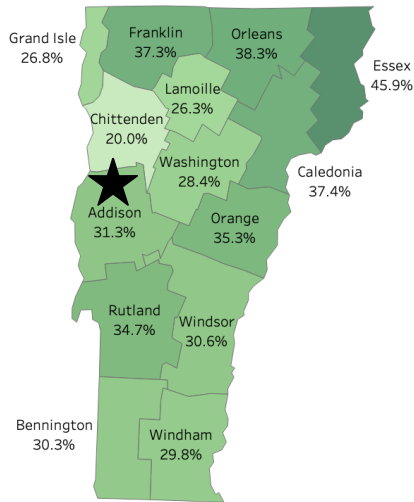
### INCREASING THE ADULT COLLEGE ATTAINMENT RATE ADDISON COUNTY

To increase the county's adult attainment rate by **5%**,

# 567

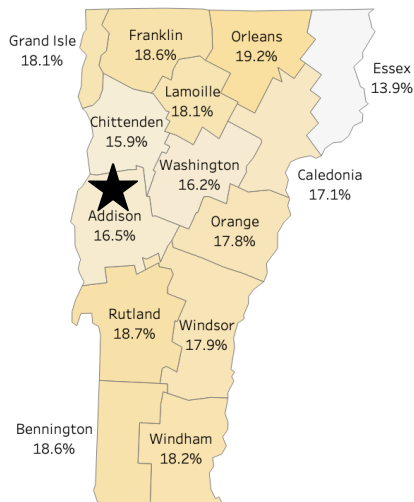
additional individuals aged 25 or older must complete a postsecondary degree program (associate or higher)

## Profile of Adults (Aged 25 or Older) with HS Diploma/GED as Highest Degree, 2017



ADULT EDUCATIONAL ATTAINMENT	COUNTY	VT
Percent w/HS Diploma/GED Only	31.3%	29.6%
Pop. Total w/HS Diploma/GED Only	7,881	129,511
Median Annual Income (2017)	\$30,330	\$31,228
Unemployment Rate (Pop. 25-64 Years)	4.4%	4.7%
Poverty Rate (25 Years or Older)	8.0%	11.4%

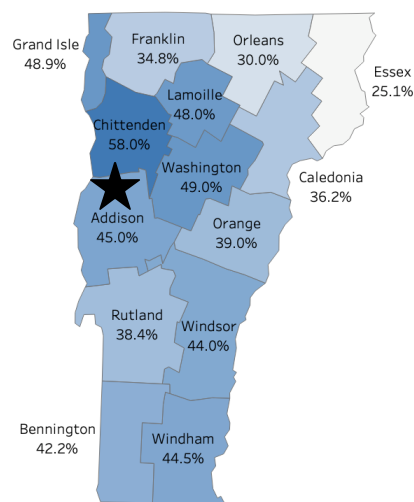
## Profile of Adults (Aged 25 or Older) with Some College, No Degree, 2017



ADULT EDUCATIONAL ATTAINMENT	COUNTY	VT
Percent w/Some College, No Degree	16.5%	17.4%
Pop. Total w/Some College, No Degree	4,154	76,013
Median Annual Income (2017)*	\$36,650	\$35,028
Unemployment Rate (Pop. 25-64 Years)*	3.6%	3.3%
Poverty Rate* (25 Years or Older)	8.3%	9.0%

\* Due to limitations in the available data from the Census Bureau, these figures are for individuals with some college or an associate degree.

## Profile of Adults (Aged 25 or older) with Associate Degree or Higher, 2017



ADULT EDUCATIONAL ATTAINMENT	COUNTY	VT
Percent w/Associate Degree or Higher	45.0%	45.3%
Pop. Total w/Associate Degree or Higher	11,348	198,493
Median Annual Income (2017)*	\$43,202	\$42,267
Unemployment Rate (Pop. 25-64 Years)*	1.6%	2.0%
Poverty Rate* (25 Years or Older)	3.6%	4.5%

\* Due to limitations in the available data from the Census Bureau, these figures are for individuals with a bachelor's degree or higher.

SOURCES: NEBHE analysis of data from the U.S. Census Bureau (2018 American Community Survey, 2017 Economic Census) and National Center for Education Statistics, IPEDS