

Charlotte Peyser, *Policy & Research Analyst*

September 2019

Published Tuition and Fees at New England Public Colleges and Universities, 2018-19

[Click here for interactive tuition and fees data!](#)

In New England, and across the United States, attaining a postsecondary credential is an essential prerequisite to contributing to the economy and providing for oneself and family.¹ While many good jobs can be obtained with an associate degree, certificate or alternative credential, bachelor's degrees continue to offer the strongest earnings premiums. In New England, the average bachelor's degree holder earns \$14,194 more annually than an associate degree holder and \$19,589 more than someone with a high-school diploma. An associate degree holder earns an average of \$5,395 more per year than someone with a high school diploma.

However, tuition and fees at postsecondary institutions continue to rise, making college enrollment and completion financially burdensome for many individuals. Many states including Rhode Island and, more recently, Connecticut, have initiated programs that provide last-dollar financial assistance or debt-free college options to help alleviate financial stress while incentivizing college attendance.

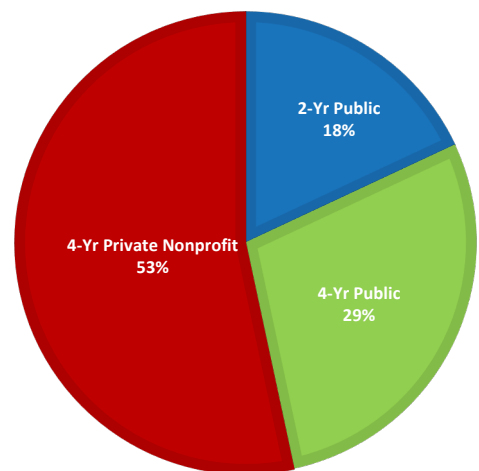
For people considering postsecondary education, the decision often hinges on cost and the anticipated value of their degrees in the job market. Public colleges and universities are an essential part of each state's economy and remain the most accessible option for incoming students. An understanding of tuition and fees helps students and families more accurately assess their estimated out-of-pocket contribution. Making these figures easily accessible and comparable for the public is, therefore, of interest to students, families and policymakers in New England. This report provides an in-depth picture of tuition and required fees published by two- and four-year public postsecondary institutions in New England.

How Many Students Enroll at Public Institutions in New England?

There were **482,616 undergraduate students** enrolled at public two- and four-year postsecondary institutions across New England in fall 2017.

From 2016 to 2017, **enrollment at New England's public colleges declined by 1.8%, or by 9,281 undergraduates.**

Of the total number of undergraduates in the region (at both public and private institutions), over half (53%) enrolled in four-year private colleges. Over one quarter (29%) enrolled in four-year public colleges. Slightly less than one-fifth (18%) enrolled in two-year public colleges.



What Is the Price of Tuition and Fees at Public Institutions Before Financial Aid?

Before financial aid, in-state tuition and fees cost students an average of \$5,466 at public two-year institutions and \$12,014 at public four-year institutions.

Since the 2017-18 academic year, average in-state tuition and fees have increased by 8% (\$406) at public two-year institutions and by 5% (\$408) at public four-year institutions. Since 2013-14, average in-state tuition and fees at community colleges and at four-year colleges in New England have increased by 21% and 20%, respectively.

Average In-State Tuition & Required Fees in New England

| | | Change from 2017- 18 | Change from 2013- 14 |
|---------------------------|----------------|----------------------------|----------------------------|
| | 2018-19 | 18 | 14 |
| Public Two-year Colleges | \$5,466 | 8% | 21% |
| Public Four-year Colleges | \$12,014 | 5% | 20% |

Note: Average tuition & required fees are published rates for two semesters of in-state full-time study. Dollar values are not adjusted for inflation and averages are not enrollment-weighted. These figures do not reflect any financial aid (e.g. grants, loans) or living expenses (e.g. room, board), which vary significantly between students.

Source: NEBHE analysis of data from New England institutions and state system offices

How Much Do Public Colleges Cost in New England After Financial Aid?

While a first glance at tuition and fee figures at public colleges may provoke anxiety among prospective students and families, available financial aid lowers these costs significantly. Therefore, the actual out-of-pocket price of college is often less than its listed price. The Federal Pell Grant is one of the largest sources of financial aid and is typically awarded to undergraduate students who demonstrate a significant financial need and do not yet possess a postsecondary degree. Because Federal Pell is a grant program rather than a loan program, these awards do not require repayment, except in rare circumstances. In the 2018-19 academic year, the maximum Federal Pell Grant increased from \$5,920 to \$6,095.

Pell Grant disbursement does not vary much across institutions when compared to other financial aid sources and, therefore, serves as a consistent tool to analyze tuition and fee changes year-over-year as well as provide policymakers with an image of what students must pay after Federal aid.

Increasing tuition and fees across the region have surpassed the increase in the Pell Grant, meaning low- and middle-income families must access additional sources of aid (scholarships, state/institutional aid, private loans, family resources) to cover the cost of attendance even after receiving Pell funding.



Note: Pell Grant eligibility is estimated based on a family of four with two dependent children and \$0 assets. EFC calculated using 2019-20 formula due.

Source: NEBHE analysis of data from New England institutions and state systems offices, U.S. Department of Education, and U.S. Census Bureau.

¹Three Educational Pathways to Good Jobs: High School, Middle Skills, and Bachelor's Degree.

<https://1gyhoq479ufd3yna29x7ubjn-wpengine.netdna-ssl.com/wp-content/uploads/3ways-FR.pdf>

New England Fast Facts

Charlotte Peyser, *Policy & Research Analyst*

Published Tuition and Fees at Colleges and Universities in Connecticut, 2018-19

With New England's diverse range of high-demand industries, workers—now more than ever—must attain a high-value postsecondary credential to be a competitive applicant and valuable employee. New England's public colleges and universities, some of the most reputable in the country, are historically the most accessible option for individuals in the region. However, tuition and fees continue to rise—a fact that may deter those who wish to pursue a college degree. Understanding tuition and fees prior to enrollment is paramount to students' ability to make a well-informed decision about their educational futures. This brief provides a detailed look at tuition and fees published by two- and four-year postsecondary institutions in Connecticut.

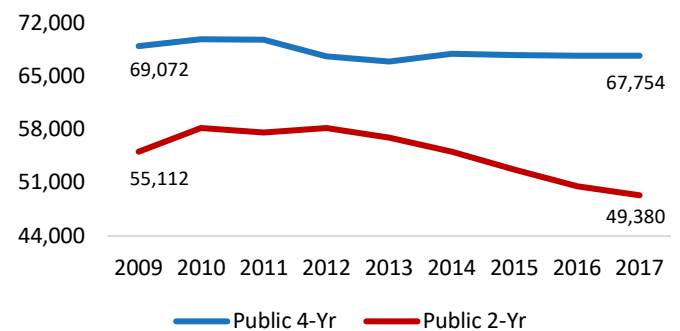
Want more? Explore [NEBHE's recent report](#) to learn more about the value of higher education in Connecticut.

How Many Students Enroll at Public Institutions in Connecticut?

In fall 2017, 117,134 undergraduate students were enrolled at two- and four-year public postsecondary institutions in Connecticut. These students represent 48% of all undergraduate students in the state.

Enrollment at Connecticut's public four-year colleges in fall 2017 remained stable from fall 2016 (approximately 68,000 students). Since 2009, however, undergraduate enrollment at Connecticut's public colleges and universities has declined by approximately 5.7% due to a drop in community college enrollment—a common pattern in better economic times. This overall decline is larger than the regional average decline of 4%.

Undergraduate Enrollment at Connecticut Public Two- and Four-Year Institutions, Fall 2009-2017



Source: NEBHE analysis of data from the U.S. Department of Education.

What Is the Price of Tuition and Fees at Public Institutions in Connecticut?

The average in-state tuition and fees at two-year public colleges in Connecticut remains close to the regional average. Tuition and fees at Connecticut's two-year colleges have remained the same since the 2017-18 academic year.

Since the 2013-14 academic year, in-state tuition and fees at Connecticut's four-year institutions have grown by 29%, surpassing the regional average increase of 20%.

Average In-State Tuition & Required Fees at Public Institutions

| | 2018-19 | Change from 2017-18 | Change from 2013-14 |
|------------------|----------|---------------------|---------------------|
| Two-year | | | |
| Connecticut | \$4,384 | 0% | 16% |
| New England | \$5,466 | 8% | 21% |
| Four-year | | | |
| Connecticut | \$12,250 | 5% | 29% |
| New England | \$11,845 | 5% | 20% |

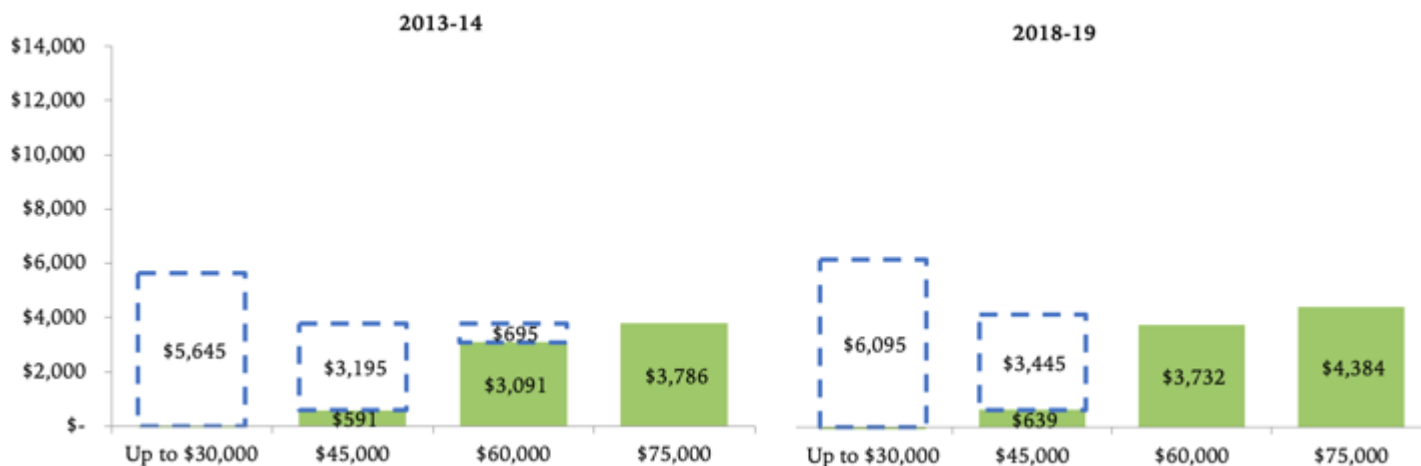
Note: Average tuition & required fees are published rates for two semesters of in-state full-time study. Dollar values are not adjusted for inflation and averages are not enrollment-weighted. These figures do not reflect any financial aid (e.g. grants, loans) or living expenses (e.g. room, board), which vary significantly between students. Source: NEBHE analysis of data from New England institutions and state system offices.



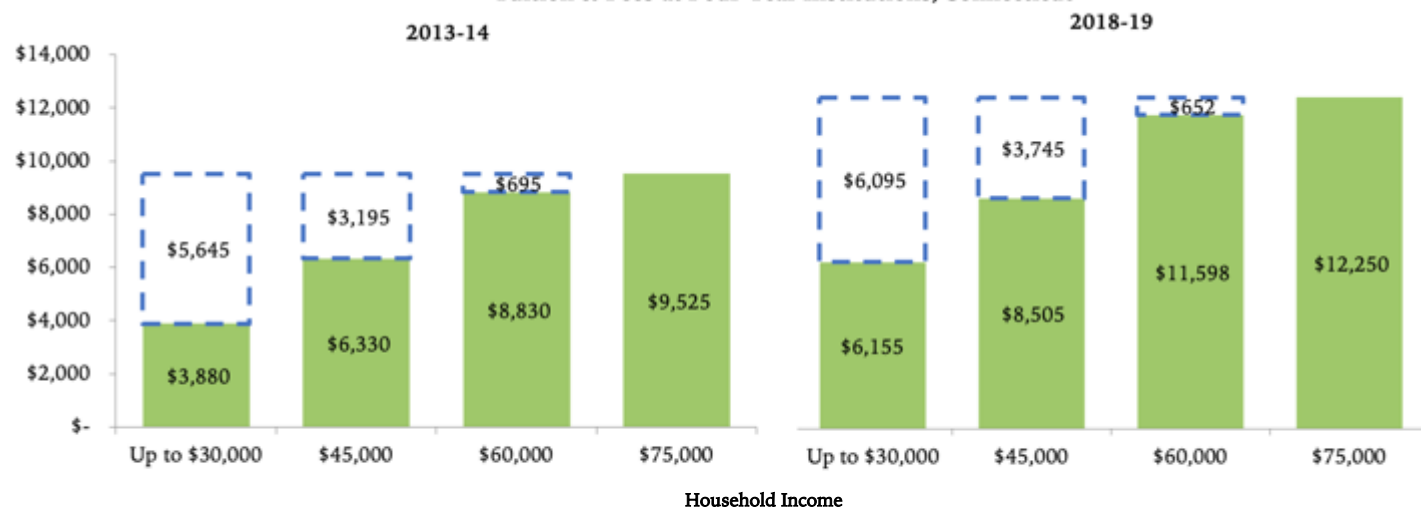
How Much Do Public Colleges Cost in Connecticut After Financial Aid?

While a first glance at tuition and fee figures at public colleges may invoke anxiety among students and families, available financial aid cuts these costs significantly. Therefore, the actual out-of-pocket price of college is often less than its listed price. While the Pell Grant offers financial support to low- and middle-income students nationwide, additional sources and amounts of financial aid vary across students, institutions and states.

Tuition & Fees at Two-Year Institutions, Connecticut



Tuition & Fees at Four-Year Institutions, Connecticut



Household Income



Pell Grant



Remaining tuition & required fees to be paid from institutional, state, and family resources

Note: Pell Grant eligibility is estimated based on a family of four with two dependent children and \$0 assets. EFC calculated using 2019-20 formula.

Source: NEBHE analysis of data from New England institutions and state systems offices, U.S. Department of Education, and U.S. Census Bureau.

The growth in tuition and fees at Connecticut's public institutions has outpaced increases in Pell Grant funding. This mismatch leaves student with a greater gap between Federal aid and the cost of attendance.

To lessen the financial burden on students, there is an effort to increase affordability while incentivizing community college enrollment and graduation rates. Through this initiative, funding will be awarded as a last-dollar scholarship for low- and middle-income families who are left with a gap between financial aid and cost of attendance. The Connecticut Lottery Corporation estimates that in the first year of this program, online sales will yield \$5.2 million and in 10 years, will yield nearly \$20 million, enough to follow through on this promise to students. However, the Connecticut legislature will have to develop a supplemental funding strategy if lottery sales fall short.¹

¹Megan, K., & Phaneuf, K. M. (2019, June 04). Cost-free college is in the budget, but is it in the cards? Retrieved from <https://ctmirror.org/2019/06/03/cost-free-college-is-in-the-budget-but-is-it-in-the-cards/>

New England Fast Facts

Charlotte Peyser, *Policy & Research Analyst*

September 2019

Published Tuition and Fees at Colleges and Universities in Maine, 2018-19

With New England's diverse range of high-demand industries, workers—now more than ever—must attain a high-value postsecondary credential to be a competitive applicant and valuable employee. New England's public colleges and universities, some of the most reputable in the country, are historically the most accessible option for individuals in the region. However, tuition and fees continue to rise—a fact that may deter those who wish to pursue a college degree. Understanding tuition and fees prior to enrollment is paramount to students' ability to make a well-informed decision about their educational futures. This brief provides a detailed look at tuition and fees published by two- and four-year postsecondary institutions in Maine.

Want more? Explore [NEBHE's recent report](#) to learn more about the value of higher education in Maine.

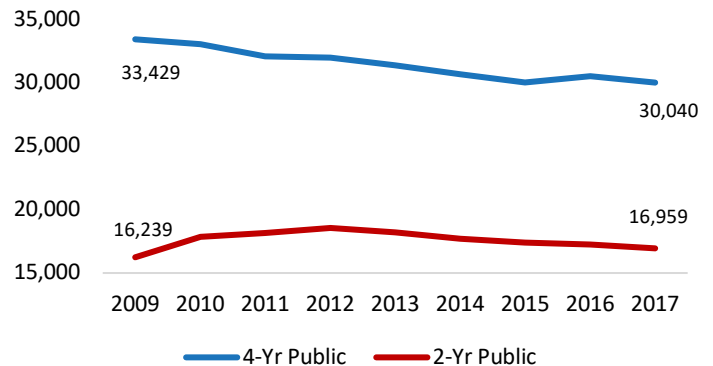
How Many Students Enroll at Public Institutions in Maine?

In fall 2017, 46,999 undergraduate students were enrolled at Maine's public two- and four-year institutions—67% of all undergraduate students in Maine.

Of those undergraduates attending a public institution, approximately 36% enrolled at public two-year institutions, while 64% enrolled at public four-year colleges.

Since 2009, enrollment in Maine's public colleges and universities has declined by 5.4%. This decline is higher than the regional average decline of 4%.

Undergraduate Enrollment at Maine Public Two- and Four-Year Institutions, Fall 2009-2017



Source: NEBHE analysis of data from the U.S. Department of Education.

What Is the Price of Tuition and Fees at Public Institutions in Maine?

Maine's public two- and four-year colleges have some of the lowest average tuition and fee rates in New England. The in-state and out-of-state rates at the University of Maine System (UMS) have undergone little significant change since the 2013-14 academic year due to tuition freezes that, after a historic sixth year, have ended in order to keep up with inflation. Therefore, in the 2019-20 academic year, tuition will increase by an average of 3% across UMS campuses.¹

Average In-State Tuition & Required Fees at Public Institutions

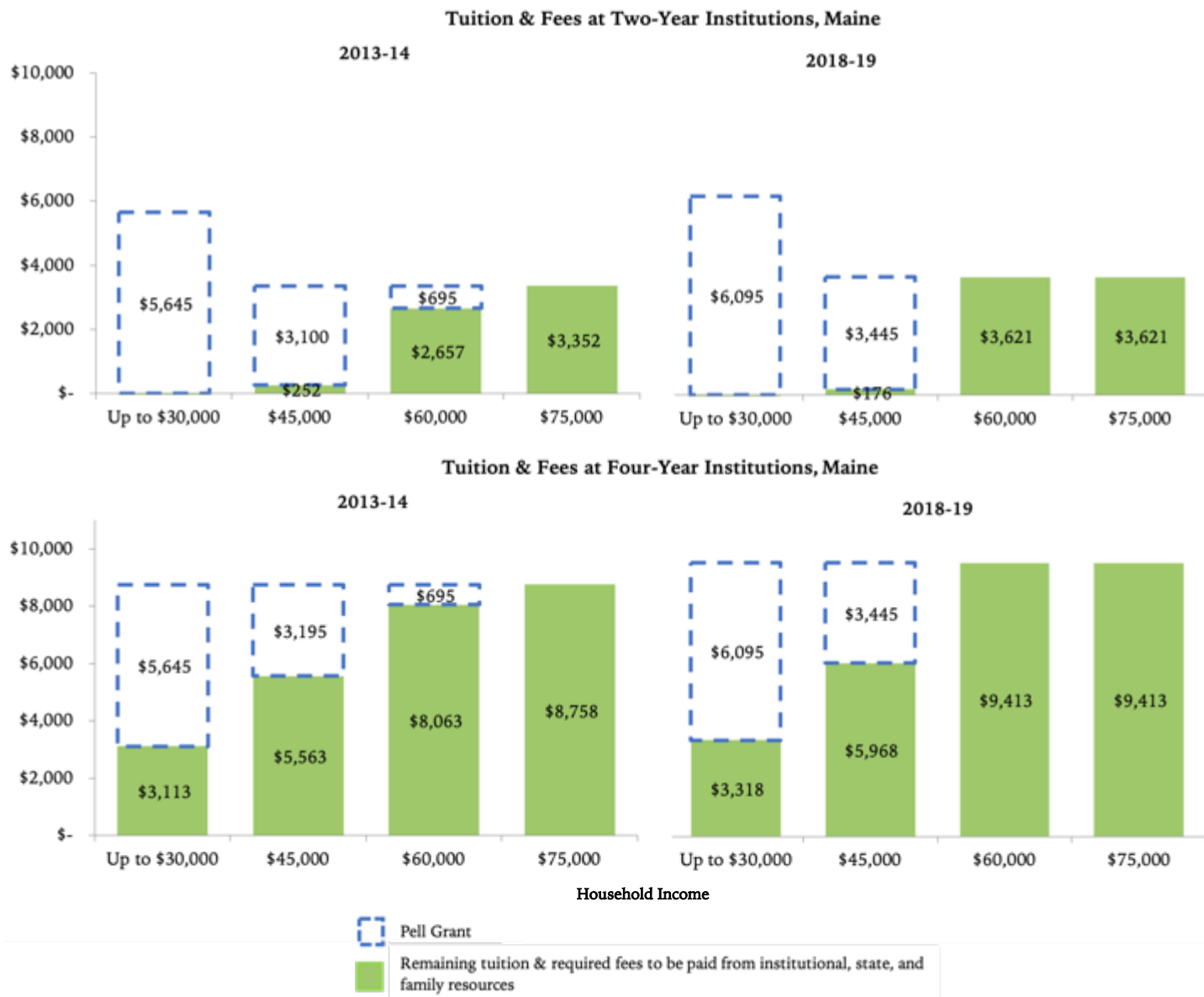
| | 2018-19 | Change from 2017-18 | Change from 2013-14 |
|------------------|----------|---------------------|---------------------|
| Two-year | | | |
| Maine | \$3,621 | 3% | 8% |
| New England | \$5,466 | 8% | 21% |
| Four-year | | | |
| Maine | \$9,184 | 2% | 7% |
| New England | \$11,845 | 5% | 20% |

Note: Average tuition & required fees are published rates for two semesters of in-state full-time study. Dollar values are not adjusted for inflation and averages are not enrollment-weighted. These figures do not reflect any financial aid (e.g. grants, loans) or living expenses (e.g. room, board), which vary significantly between students. Source: NEBHE analysis of data from New England institutions and state system offices.

Tuition and fees at Maine Maritime Academy in addition to fees across UMS institutions are both factored into the average changes at public four-year institutions, making average changes appear higher than the tuition freezes at UMS might suggest.

How Much Do Public Colleges Cost in Maine After Financial Aid?

While a first glance at tuition and fee figures at public colleges may invoke anxiety among prospective students and families, available financial aid cuts these costs significantly. Therefore, the actual out-of-pocket price of college is often less than its listed price. While the Pell Grant offers financial support to low- and middle-income students nationwide, additional sources and amounts of financial aid vary across students, institutions and states.



Note: Pell Grant eligibility is estimated based on a family of four with two dependent children and \$0 assets. EFC calculated using 2019-20 formula.

Source: NEBHE analysis of data from New England institutions and state systems offices, U.S. Department of Education, and U.S. Census Bureau.

While tuition and fees have remained relatively stable at public institutions in Maine, students still experience a gap between Federal aid and the cost of attendance.

To combat this issue, in April 2019, the UMS announced that one in four undergraduate students would receive free tuition for the spring semester through the Maine State Grant, a legislative grant program, and the UMS Promise Initiative, an institutional grant program. Through these scholarship programs, UMS hopes to make college more affordable, lower the student debt burden and encourage UMS students to remain in Maine after graduation.²

¹Pendharkar, E. (2019, May 20). Maine universities agree to tuition hike that sticks to inflation. *Bangor Daily News*. Retrieved from: <https://bangordailynews.com/2019/05/20/news/bangor/maine-universities-agree-to-tuition-hike-that-sticks-to-inflation/>

²University of Maine System (2019, April 23). Free Tuition and Fee Attendance for 4,077 Maine Students. Retrieved from: <https://www.maine.edu/free-tuition-fee-attendance-provided-4077-maine-student/>

New England Fast Facts

Charlotte Peyser, *Policy & Research Analyst*

September 2019

Published Tuition and Fees at Colleges and Universities in Massachusetts, 2018-19

With New England's diverse range of high-demand industries, workers—now more than ever—must attain a high-value postsecondary credential to be a competitive applicant and valuable employee. New England's public colleges and universities, some of the most reputable in the country, are historically the most accessible option for individuals in the region. However, tuition and fees continue to rise—a fact that may deter those who wish to pursue a college degree. Understanding tuition and fees prior to enrollment is paramount to students' ability to make a well-informed decision about their educational futures. This brief provides a detailed look at tuition and fees published by two- and four-year postsecondary institutions in Massachusetts.

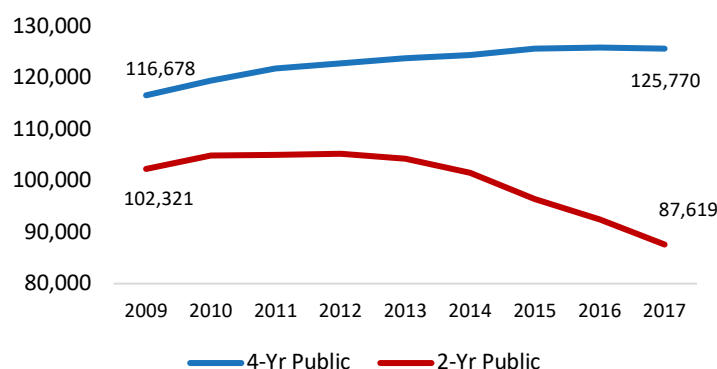
Want more? Explore [NEBHE's recent report](#) to learn more about the value of higher education in Massachusetts.

How Many Students Enroll at Public Institutions in Massachusetts?

In fall 2017, 213,389 students were enrolled at Massachusetts public colleges and universities. Of this group, nearly 70% of students attended a four-year public institution, while 30% attended a two-year public college. 57% of all undergraduate students in Massachusetts enrolled at private institutions.

Since 2009, enrollment at Massachusetts' public colleges and universities has declined by 5.2%. This decline exceeds the regional average decline of 4%.

Undergraduate Enrollment at Massachusetts Public Two- and Four-Year Institutions, Fall 2009-2017



Source: NEBHE analysis of data from the U.S. Department of Education.

Average In-State Tuition & Required Fees at Public Institutions

| | 2018-19 | Change from 2017-18 | Change from 2013-14 |
|------------------|----------|---------------------|---------------------|
| Two-year | | | |
| Massachusetts | \$6,119 | 0% | 18% |
| New England | \$5,466 | 8% | 21% |
| Four-year | | | |
| Massachusetts | \$11,966 | 5% | 25% |
| New England | \$11,845 | 5% | 20% |

Note: Average tuition & required fees are published rates for two semesters of in-state full-time study. Dollar values are not adjusted for inflation and averages are not enrollment-weighted. These figures do not reflect any financial aid (e.g. grants, loans) or living expenses (e.g. room, board), which vary significantly between students. Source: NEBHE analysis of data from New England institutions and state system offices.

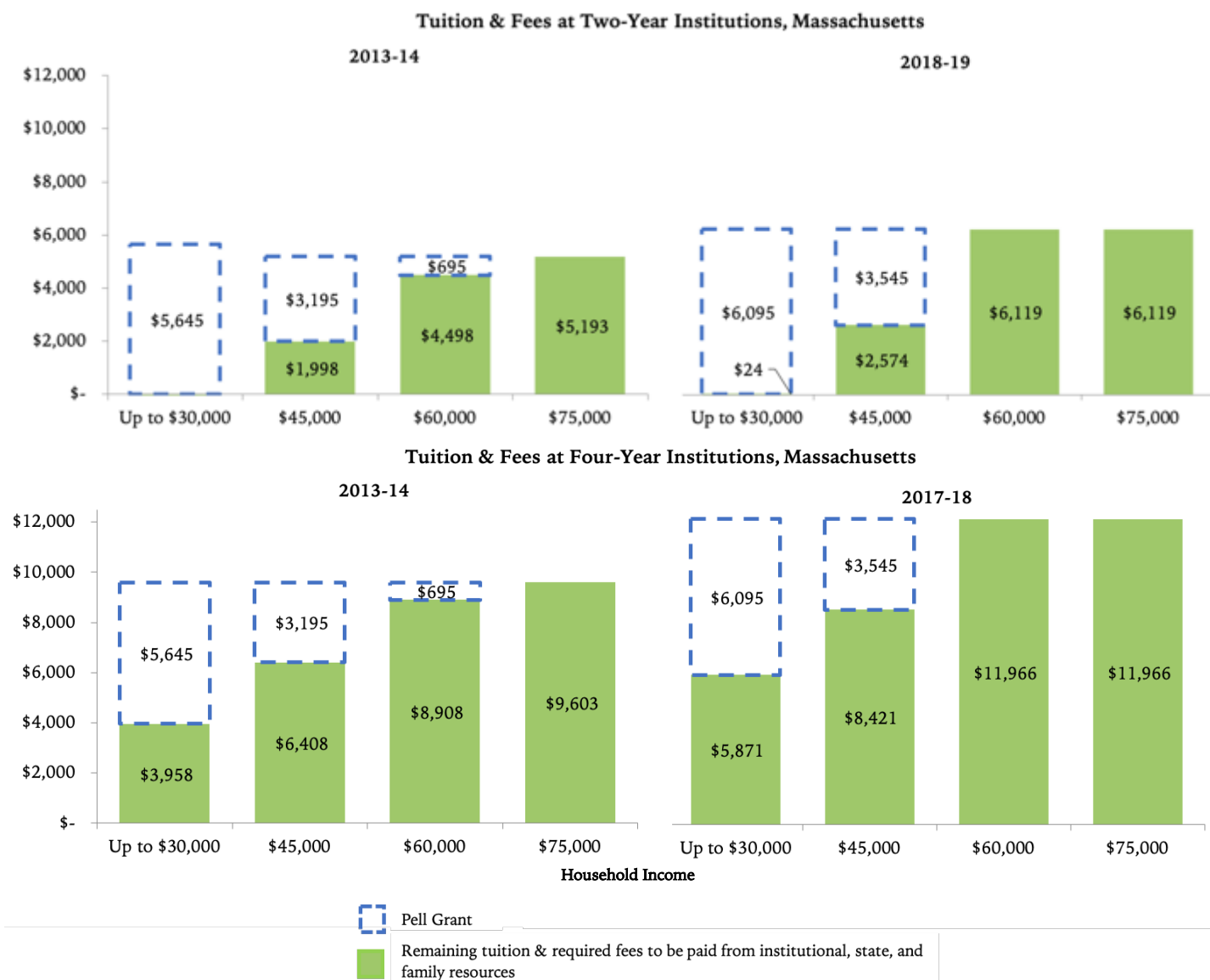
What Is the Price of Tuition and Fees at Public Institutions in Massachusetts?

At Massachusetts community colleges, average tuition and fees are slightly higher than average tuition and fees across New England's two-year institutions.

Since 2017-18, tuition and fees at Massachusetts' public community colleges have not risen, but costs at public four-year institutions have risen 5%. Since 2013-14, costs of attendance have slowly grown for both two- and four-year public institutions, largely due to fees, which represent the bulk of college costs.

How Much Do Public Colleges Cost in Massachusetts After Financial Aid?

While a first glance at tuition and fee figures at public colleges may invoke anxiety among students and families, available financial aid cuts these costs significantly. Therefore, the actual out-of-pocket price of college is often less than its listed price. While the Pell Grant offers financial support to low- and middle-income students nationwide, additional sources and amounts of financial aid vary across students, institutions and states.



Note: Pell Grant eligibility is estimated based on a family of four with two dependent children and \$0 assets. EFC calculated using 2019-20 formula.

Source: NEBHE analysis of data from New England institutions and state systems offices, U.S. Department of Education, and U.S. Census Bureau.

Since 2013-14, tuition and fees in Massachusetts have increased community colleges and four-year public colleges by 18% and 25% respectively. These increases have outpaced Pell Grant funding, requiring low- and middle-income families to secure institutional, state or family resources to cover the cost of attendance.

The Massachusetts Legislature passed its FY 2020 budget in July 2019, awarding the University of Massachusetts (UMass) a \$39 million increase over the previous year's budget.¹ Though the Senate proposed language that would have required UMass to freeze in-state tuition and fees in an attempt to better serve students' financial needs, the language was not included in the final document. Instead, the system plans to increase attendance prices by 2.5%.²

¹Thopson, J. (2018, March 1). Educated and Encumbered: Student Debt Rising with Higher Education Funding Falling in Massachusetts. Retrieved http://massbudget.org/report_window.php?loc=Educated-and-Encumbered.html

²Schoenberg, S. (2019, July 22). Massachusetts Legislature passes \$43.1 billion state budget for fiscal 2020. *MassLive*. Retrieved from: <https://www.masslive.com/news/2019/07/massachusetts-legislature-passes-431-billion-state->

New England Fast Facts

Charlotte Peyser, *Policy & Research Analyst*

September 2019

Published Tuition and Fees at Colleges and Universities in New Hampshire, 2018-19

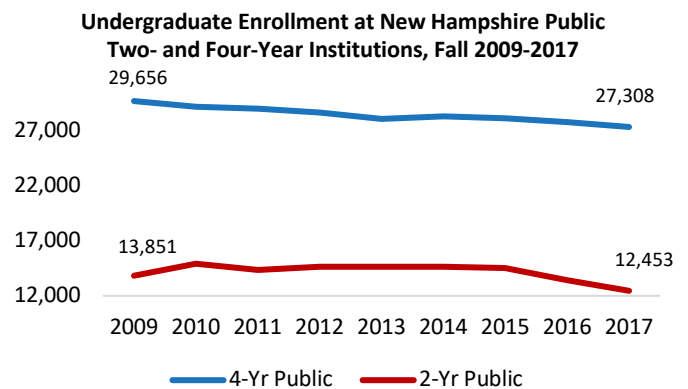
With New England's diverse range of high-demand industries, workers—now more than ever—must attain a high-value postsecondary credential to be a competitive applicant and valuable employee. New England's public colleges and universities, some of the most reputable in the country, are historically the most accessible option for individuals in the region. However, tuition and fees continue to rise—a fact that may deter those who wish to pursue a college degree. Understanding tuition and fees prior to enrollment is paramount to students' ability to make a well-informed decision about their educational futures. This brief provides a detailed look at tuition and fees published by two- and four-year postsecondary institutions in New Hampshire.

Want more? Explore [NEBHE's recent report](#) to learn more about the value of higher education in New Hampshire.

How Many Students Enroll at Public Institutions in New Hampshire?

In fall 2017, 39,761 undergraduate students were enrolled at New Hampshire's public two- and four-year institutions.

Approximately 73% of all undergraduate students were enrolled at New Hampshire's private institutions due to the large population of students from across the country enrolled online at Southern New Hampshire University. Only 26% of undergraduate students enrolled at the state's public institutions. New Hampshire has one of the lowest rates of high school graduates who plan to attend college in-state in the country.



Source: NEBHE analysis of data from the U.S. Department of Education.

What Is the Price of Tuition and Fees at Public Institutions in New Hampshire?

New Hampshire has one of the lowest per-student funding levels in the country. However, The University System of New Hampshire (USNH) still boasts minimal tuition increases compared with the rest of New England. At the community college system, tuition has also remained stable, but average fees have increased 18% since 2017-18, making the overall cost higher.

Due to the low in-state college-going rate of New Hampshire students, maintaining low tuition is becoming a greater struggle.¹ In 2019, Gov. Chris Sununu's budget proposal did not increase USNH funding from the previous four years and only issued a small increase for the community college system.²

Average In-State Tuition & Required Fees at Public Institutions

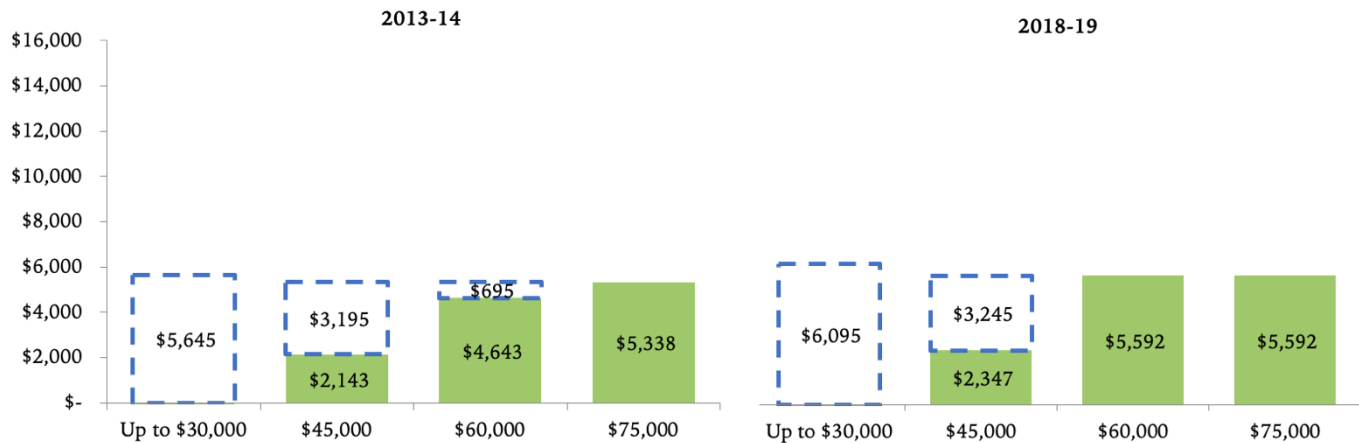
| | 2018-19 | Change from 2017-18 | Change from 2013-14 |
|------------------|----------|---------------------|---------------------|
| Two-year | | | |
| New Hampshire | \$5,592 | 3% | 5% |
| New England | \$5,466 | 8% | 21% |
| Four-year | | | |
| New Hampshire | \$13,967 | 4% | 11% |
| New England | \$11,845 | 5% | 20% |

Note: Average tuition & required fees are published rates for two semesters of in-state full-time study. Dollar values are not adjusted for inflation and averages are not enrollment-weighted. These figures do not reflect any financial aid (e.g. grants, loans) or living expenses (e.g. room, board), which vary significantly between students. Source: NEBHE analysis of data from New England institutions and state system offices.

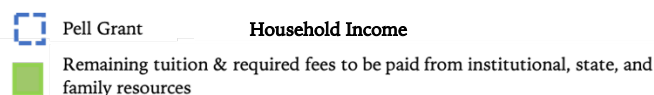
How Much Do Public Colleges Cost in New Hampshire After Financial Aid?

While a first glance at tuition and fee figures at public colleges may invoke anxiety among prospective students and families, available financial aid cuts these costs significantly. Therefore, the actual out-of-pocket price of college is often less than its listed price. While the Pell Grant offers financial support to low- and middle-income students nationwide, additional sources and amounts of financial aid vary across students, institutions and states.

Tuition & Fees at Two-Year Institutions, New Hampshire



Tuition & Fees at Four-Year Institutions, New Hampshire



Note: Pell Grant eligibility is estimated based on a family of four with two dependent children and \$0 assets. EFC calculated using 2019-20 formula.

Source: NEBHE analysis of data from New England institutions and state systems offices, U.S. Department of Education, and U.S. Census Bureau.

Tuition and fees in New Hampshire have outpaced Pell Grant funding, leaving students and families with a gap in financial assistance to cover the cost of college attendance.

To help cover college costs and provide students a foundation for financial success in the future, the New Hampshire House of Representatives proposed HB 689, a college scholarship program for high school students who complete a financial literacy course. The bill did not pass the Senate, but the Legislature did pass HB 570, which established a commission to examine workforce pathways to better cater to New Hampshire's needs. This initiative may yield more financial assistance for postsecondary programs that lead to in-demand jobs in New Hampshire.³

¹Feathers, T. (2019, March 2). NH university system struggles to keep tuition low as it looks at 7 years of level funding.

New Hampshire Union Leader. Retrieved from: https://www.unionleader.com/news/education/nh-university-system-struggles-to-keep-tuition-low-as-it/article_3f62436d-99b4-512f-a292-590308ae1846.html

²Brown, A. (2019, February 15). What you didn't hear in Sununu's budget address. *NH Business Review*. Retrieved from: <https://www.nhbr.com/what-you-didnt-hear-in-sununu-s-budget-address/>

³(2019, March 4). Weekly Legislative Update: House sends key education bills to next phase of legislative process, House Finance begins work on funding bills. *Reaching Higher NH*. Retrieved from: <http://reachinghighernh.org/2019/03/04/weekly-legislative-update-house-sends-key-education-bills-to-next-phase-of-the-legislative-process-house-finance-begins-work-on-funding-bills/>

New England Fast Facts

Charlotte Peyser, *Policy & Research Analyst*

September 2019

Published Tuition and Fees at Colleges and Universities in Rhode Island, 2018-19

With New England's diverse range of high-demand industries, workers—now more than ever—must attain a high-value postsecondary credential to be a competitive applicant and valuable employee. New England's public colleges and universities, some of the most reputable in the country, are historically the most accessible option for individuals in the region. However, tuition and fees continue to rise—a fact that may deter those who wish to pursue a college degree. Understanding tuition and fees prior to enrollment is paramount to students' ability to make a well-informed decision about their educational futures. This brief provides a detailed look at tuition and fees published by two- and four-year postsecondary institutions in Rhode Island.

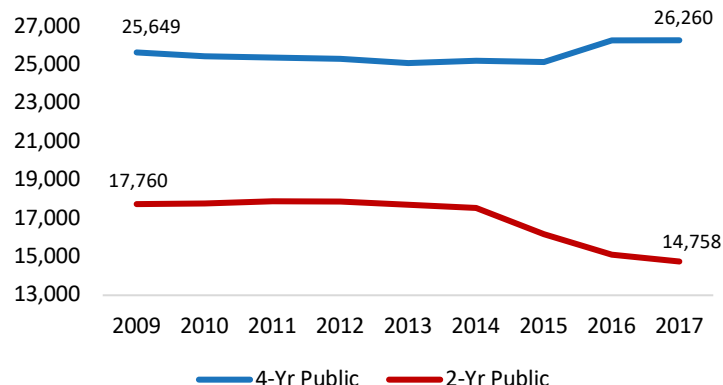
Want more? Explore [NEBHE's recent report](#) to learn more about the value of higher education in Rhode Island.

How Many Students Enroll at Public Institutions in Rhode Island?

In fall 2017, 41,018 undergraduate students were enrolled at Rhode Island's public two- and four-year institutions. Of this group, 36% were enrolled at Community College of Rhode Island.

Total undergraduate enrollment is split almost evenly between public and private institutions. Since 2009, enrollment has declined by 17% at public two-year institutions and has increased by 2% at public four-year institutions.

Undergraduate Enrollment at Rhode Island Two- and Four-Year Public Institutions, Fall 2009-2017



Source: NEBHE analysis of data from the U.S. Department of Education.

What Is the Price of Tuition and Fees at Public Institutions in Rhode Island?

Average in-state tuition and fees at Rhode Island's public two-year institutions have remained the same since 2017-18. Gov. Gina Raimondo's Rhode Island Promise Program (RI Promise) that offers free community college for eligible in-state students, further lowers the cost of attendance.

Despite cost-saving initiatives in partnership with decreased tuition at Rhode Island's four-year institutions, enrollment has suffered—Rhode Island College has experienced a near 5% decline—leaving residents to suspect that a tuition increase may be on the horizon.¹

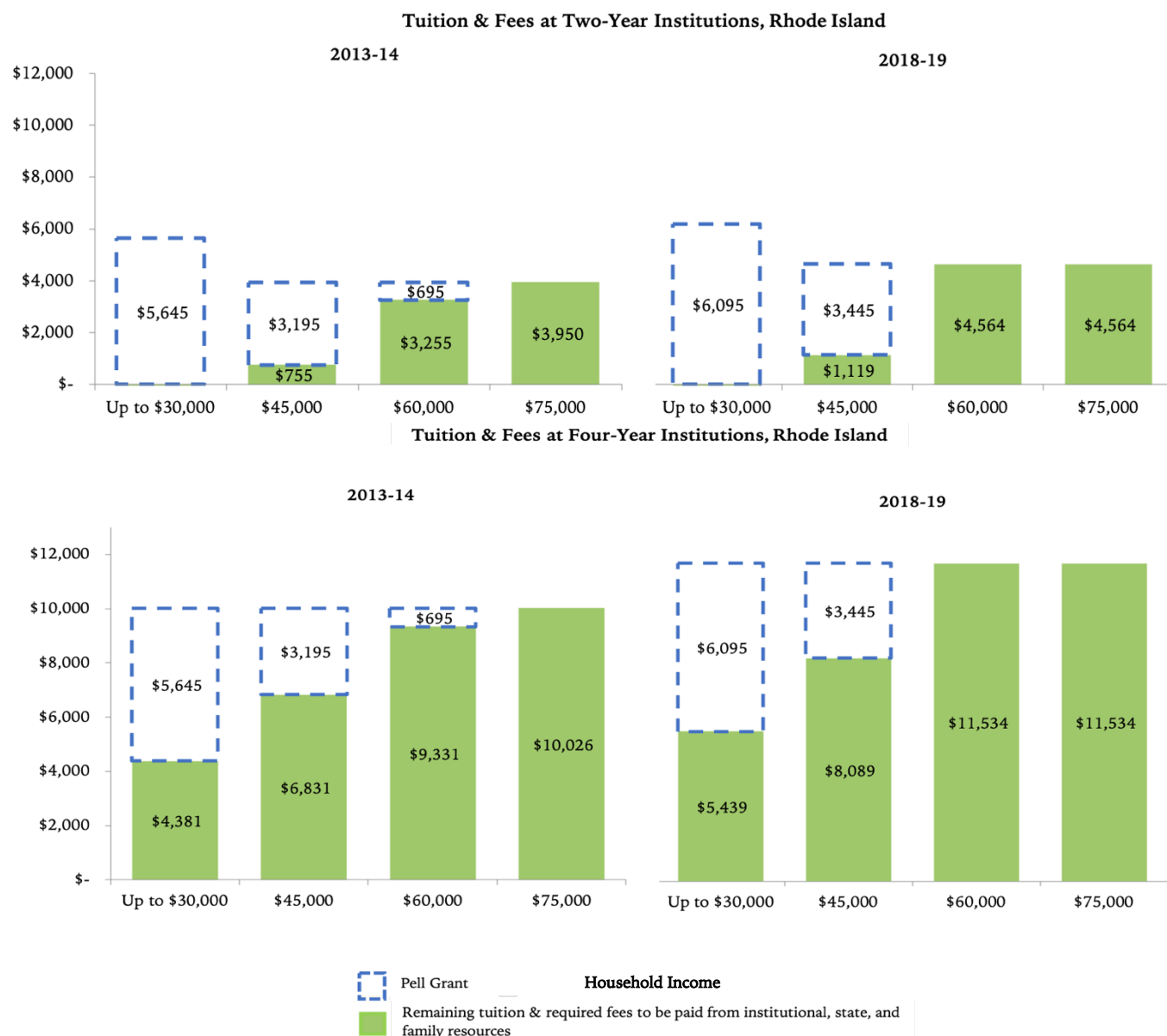
Average In-State Tuition & Required Fees at Public Institutions

| | 2018-19 | Change from 2017-18 | Change from 2013-14 |
|------------------|----------|---------------------|---------------------|
| Two-year | | | |
| Rhode Island | \$4,564 | 0% | 16% |
| New England | \$5,466 | 8% | 21% |
| Four-year | | | |
| Rhode Island | \$11,534 | 7% | 15% |
| New England | \$11,845 | 5% | 20% |

Note: Average tuition & required fees are published rates for two semesters of in-state full-time study. Dollar values are not adjusted for inflation and averages are not enrollment-weighted. These figures do not reflect any financial aid (e.g. grants, loans) or living expenses (e.g. room, board), which vary significantly between students. Source: NEBHE analysis of data from New England institutions and state system offices.

How Much Do Public Colleges Cost in Rhode Island After Financial Aid?

While a first glance at tuition and fee figures at public colleges may invoke anxiety among students and families, available financial aid cuts these costs significantly. Therefore, the actual out-of-pocket price of college is often less than its listed price. While the Pell Grant offers financial support to low- and middle-income students nationwide, additional sources and amounts of financial aid vary across students, institutions and states.



Note: Pell Grant eligibility is estimated based on a family of four with two dependent children and \$0 assets. EFC calculated using 2019-20 formula.

Source: NEBHE analysis of data from New England institutions and state systems offices, U.S. Department of Education, and U.S. Census Bureau.

Tuition and fees in Rhode Island have outpaced Pell Grant funding, requiring students and families to seek other forms of financial assistance to cover the cost of college attendance.

In the 2019 legislative session, Gov. Raimondo, with an eye toward further reducing college costs for Rhode Island students, proposed an expanded tuition-free college program that would extend beyond her initial free community college plan (RI Promise). This program would have offered students two years of free college at any of Rhode Island public higher education institutions, including four-year colleges, but the Legislature did not pass this proposal in the final budget.²

¹Borg, L. (2019, March 9). Enrollments down at R.I.'s public colleges. *Providence Journal*. Retrieved from: <https://www.providencejournal.com/news/20190309/enrollments-down-at-ris-public-colleges>

²Borg, L. (2019, July 4). Low student performance drove education agenda. *Providence Journal*. Retrieved from: <https://www.providencejournal.com/news/20190704/low-student-performance-drove-education-agenda>

New England Fast Facts

Charlotte Peyser, *Policy & Research Analyst*

September 2019

Published Tuition and Fees at Colleges and Universities in Vermont, 2018-19

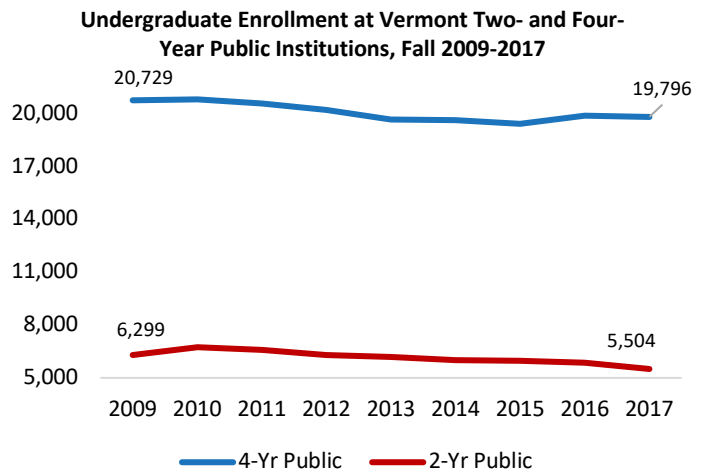
With New England's diverse range of high-demand industries, workers—now more than ever—must attain a high-value postsecondary credential to be a competitive applicant and valuable employee. New England's public colleges and universities, some of the most reputable in the country, are historically the most accessible option for individuals in the region. However, tuition and fees continue to rise—a fact that may deter those who wish to pursue a college degree. Understanding tuition and fees prior to enrollment is paramount to students' ability to make a well-informed decision about their educational futures. This brief provides a detailed look at tuition and fees published by two- and four-year postsecondary institutions in Vermont.

Want more? Explore [NEBHE's recent report](#) to learn more about the value of higher education in Vermont.

How Many Students Enroll at Public Institutions in Vermont?

In fall 2017, 25,300 students were enrolled at Vermont's community college and public four-year institutions. In total, 43,711 students enrolled in one of the state's postsecondary institutions, meaning 58% of students attended a public institution.

Since 2009, enrollment at Vermont's public institutions has declined by approximately 6%, a higher rate than the region's 4% enrollment decline.



Source: NEBHE analysis of data from the U.S. Department of Education.

Average In-State Tuition & Required Fees at Public Institutions

| | 2018-19 | Change from 2017-18 | Change from 2013-14 |
|------------------|----------|---------------------|---------------------|
| Two-year | | | |
| Vermont | \$6,965 | -4% | 22% |
| New England | \$5,466 | 8% | 21% |
| Four-year | | | |
| Vermont | \$14,583 | 7% | 23% |
| New England | \$11,845 | 5% | 20% |

Note: Average tuition & required fees are published rates for two semesters of in-state full-time study. Dollar values are not adjusted for inflation and averages are not enrollment-weighted. These figures do not reflect any financial aid (e.g. grants, loans) or living expenses (e.g. room, board), which vary significantly between students. Source: NEBHE analysis of data from New England institutions and state system offices.

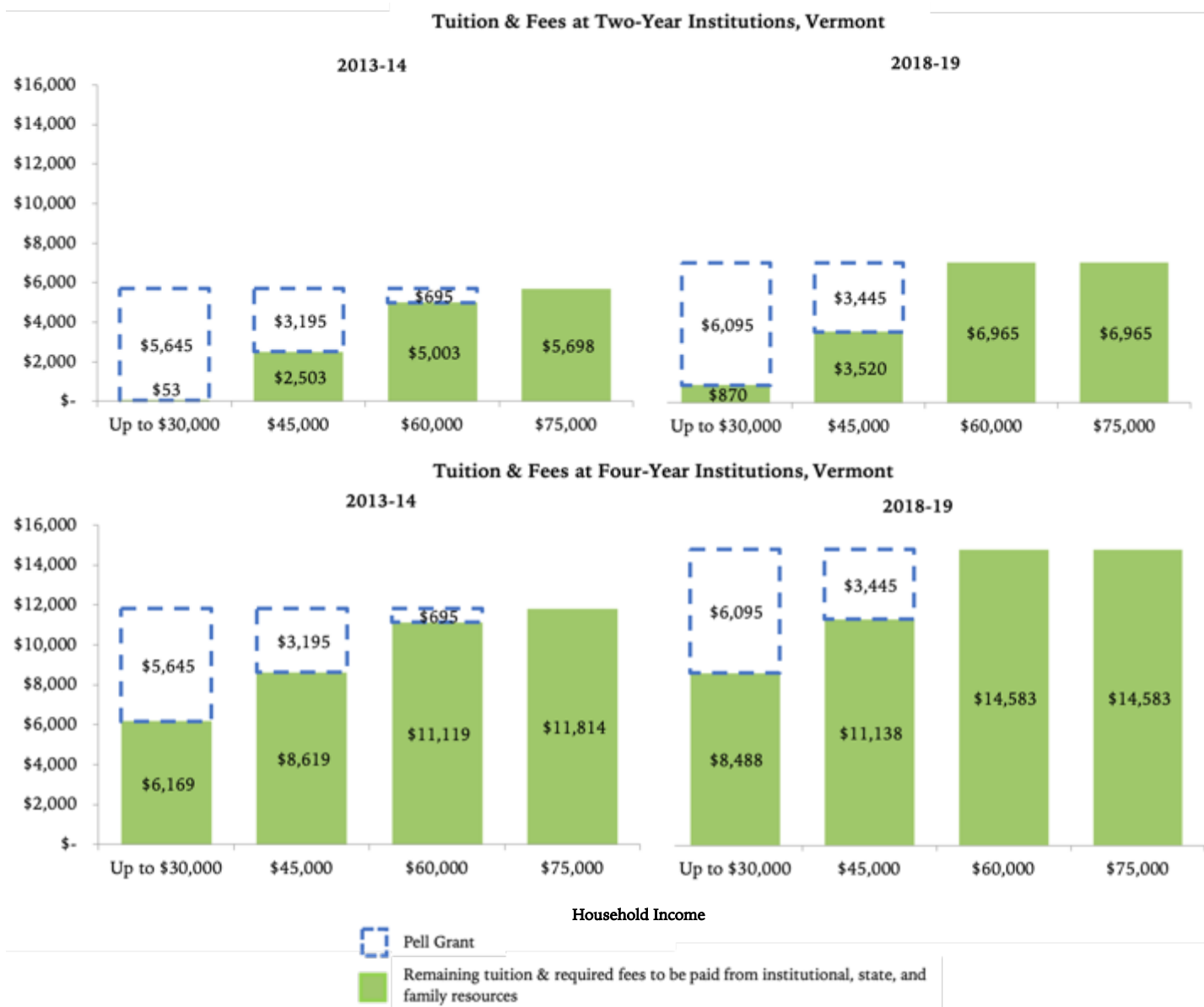
What Is the Price of Tuition and Fees at Public Institutions in Vermont?

Since the 2013-14 academic year, tuition and fees have increased by 22% at the Community College of Vermont (CCV) and 23% at the state's public four-year colleges. Since the 2017-18 academic year, however, CCV has decreased its tuition and fees by 4%. CCV is one of the only public community colleges in the region to do so.

Tuition and fees at Vermont's community and four-year colleges are among the highest in the region, alongside New Hampshire.

How Much Do Public Colleges Cost in Vermont After Financial Aid?

While a first glance at tuition and fee figures at public colleges may invoke anxiety among students and families, available financial aid cuts these costs significantly. Therefore, the actual out-of-pocket price of college is often less than its listed price. While the Pell Grant offers financial support to low- and middle-income students nationwide, additional sources and amounts of financial aid vary across students, institutions and states.



Note: Pell Grant eligibility is estimated based on a family of four with two dependent children and \$0 assets. EFC calculated using 2019-20 formula.

Source: NEBHE analysis of data from New England institutions and state systems offices, U.S. Department of Education, and U.S. Census Bureau.

Since 2013-14, tuition and fees in Vermont have increased, most consistently at four-year institutions. These significant increases have outpaced Pell Grant funding, requiring low- and middle-income families to secure institutional, state or family resources to cover the cost of attendance.

With the FY20 state budget, public institutions in Vermont received a \$2.5 million funding increase, enabling Gov. Phil Scott to introduce the Choose Vermont Scholarship that aims to attract more students to Vermont. The scholarship will award two first-year, full-time undergraduates with \$5,000 if they choose to attend a participating public or private college in the state (including Community College of Vermont). Applicants do not have to be residents of Vermont.¹

¹Official rules for the \$5,000 Choose Vermont Scholarship. (2019, May 6). Retrieved from: <https://vermontbiz.com/news/2019/may/06/official-rules-5000-choose-vermont-scholarship>

