



Complete College America New England Institute

Monica Mala, Director of Alliance Relations, CCA
Susan Lane, Senior Director Policy and Research
Stafford Peat, Senior Consultant

About the New England Board of Higher Education (NEBHE)

- Interstate compact founded by 6 New England governors in 1955
- Signature Programs and Research Services:

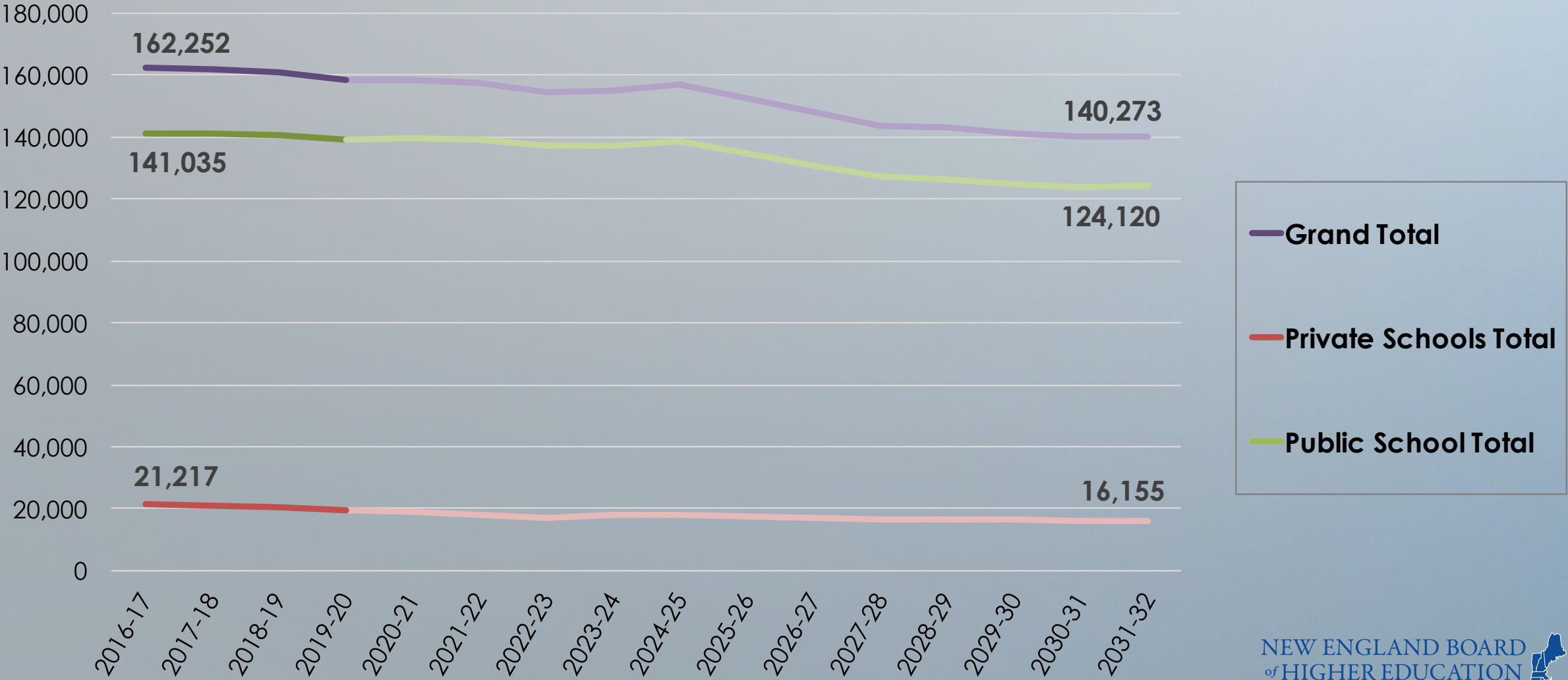
tuitionbreak



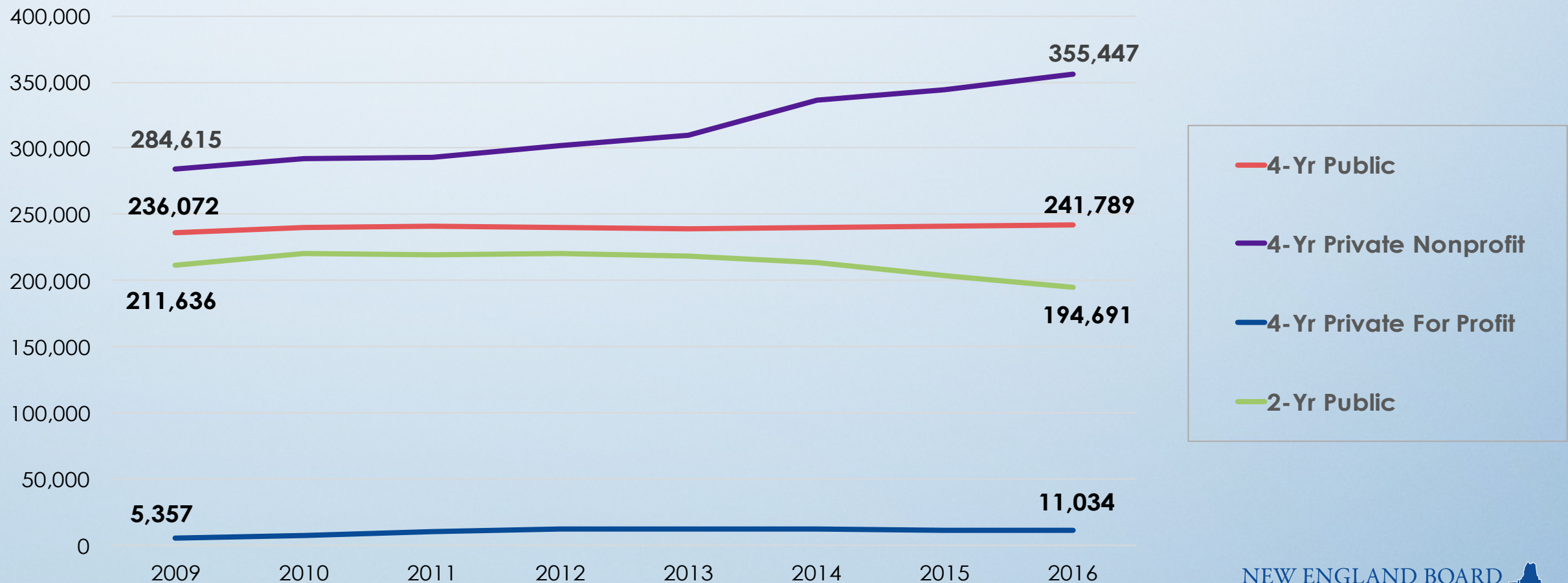


What Enrollment Challenges Is the Region Facing?

Projected Number of High School Graduates in New England by Sector: 2016-2031



Fall Undergraduate Enrollment at Degree-Granting Postsecondary Institutions in New England, by Sector: 2009-2016



Share of Enrollment at Degree-Granting Postsecondary Institutions in New England, by Sector: 2016

436,000

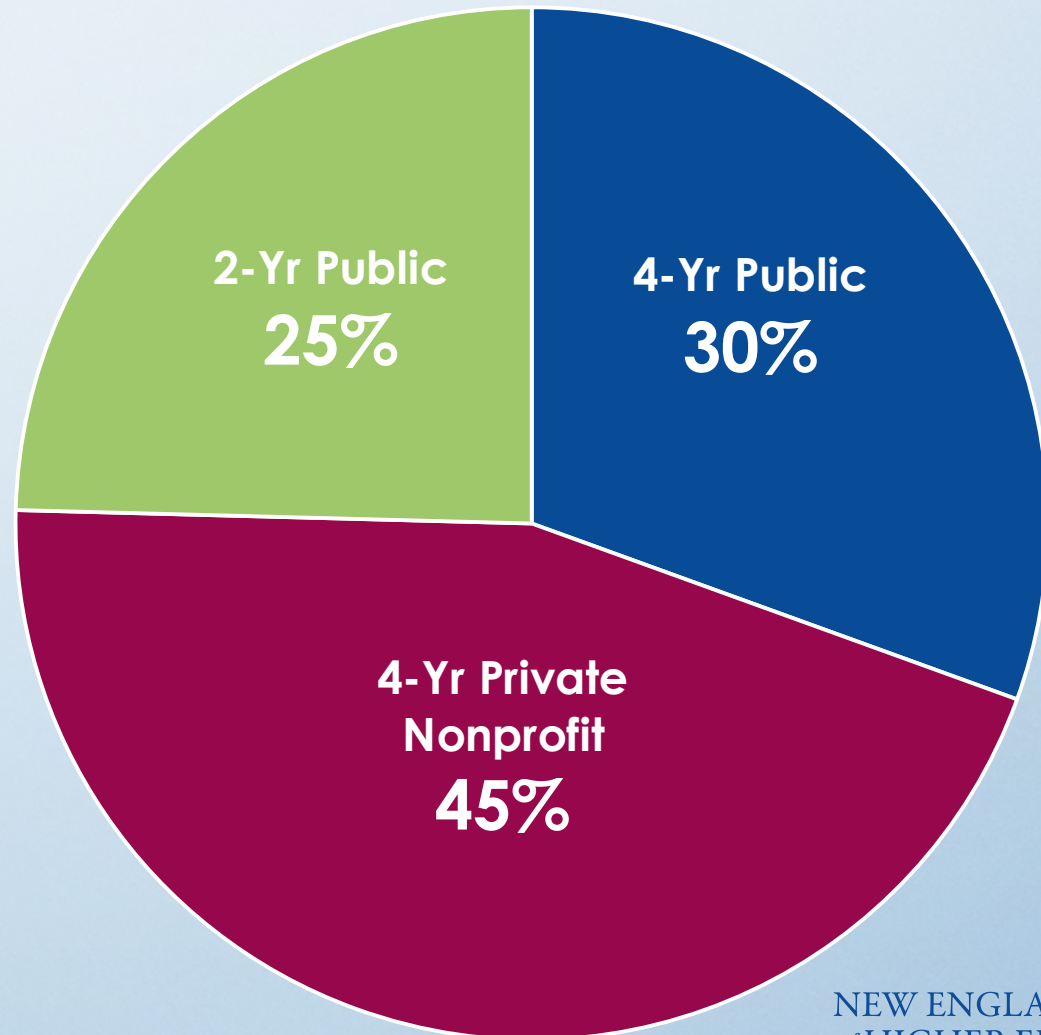
Total enrollment at public 2- and 4-year postsecondary institutions in New England.

55%

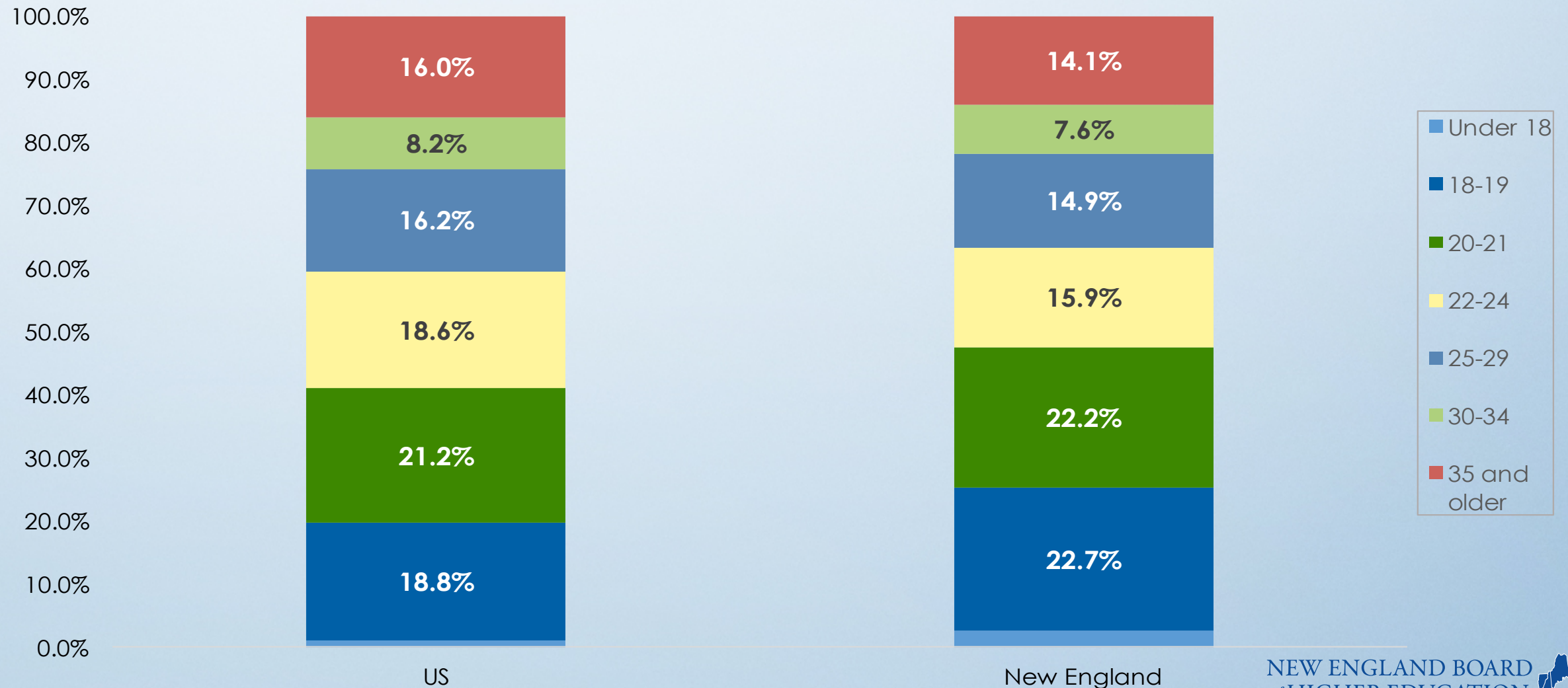
Percentage of students in New England enrolled at public institutions

1.8%/8,036

Decline in enrollment at New England's public colleges and universities from 2015 to 2016.



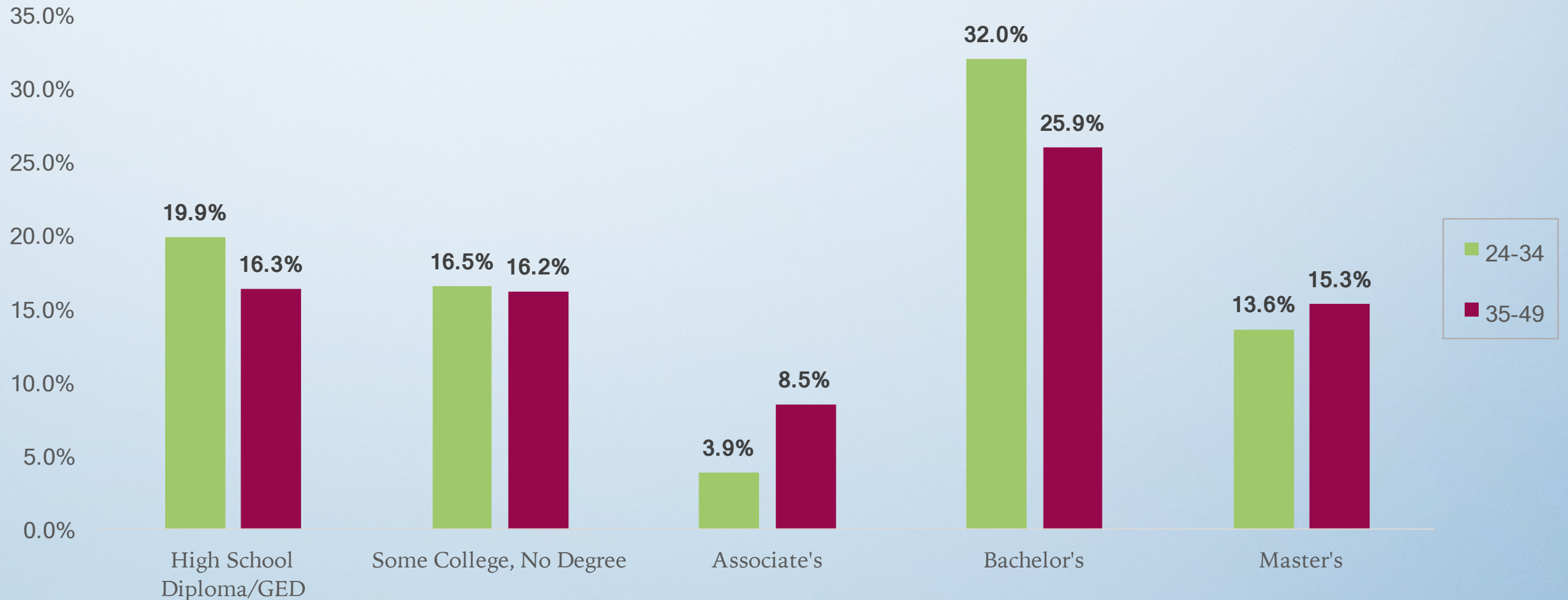
Postsecondary Enrollment by Age, U.S. vs. New England: 2016



Postsecondary Attainment of Adults (Aged 24-49) in New England: 2016



Postsecondary Attainment of Adults (Aged 24-49) in New England, by Age Group




Current Progress Toward Attainment Goals in New England

Location	Goal - Total	Goal Year	Actual - High-Quality Certificate	Actual Associate or Higher	Actual - Total
United States	60%*	2025*	4.9%	41.7%	46.9%
New England	64.2%	-----	2.5%	47.3%	49.8%
CT	70.0%	2025	5.0%	48.8%	53.8%
MA	60.0%	2025	3.0%	53.2%	56.2%
ME	60.0%	2020	2.0%	41.6%	43.6%
NH	65.0%	2025	2.0%	48.6%	50.6%
RI	60.0%	2025	2.0%	44.8%	46.8%
VT	70.0%	2025	1.0%	46.7%	47.7%

Educational Attainment in New England, 2008-2016

Location	2010	2011	2012	2013	2014*	2015	2016
United States	38.3%	38.7%	39.4%	40.0%	45.3%	45.8%	46.9%
New England	44.4%	45.4%	45.7%	45.8%	48.3%	49.1%	49.8%
CT	45.8%	46.4%	47.5%	47.8%	53.2%	53.5%	53.8%
ME	38.8%	40.0%	39.0%	39.9%	43.3%	43.0%	43.6%
MA	50.5%	50.8%	50.5%	51.5%	55.4%	55.2%	56.2%
NH	45.8%	45.8%	46.7%	46.4%	49.2%	49.5%	50.6%
RI	41.2%	43.2%	43.2%	43.8%	43.1%	45.8%	46.8%
VT	44.1%	46.2%	47.0%	45.5%	45.3%	47.6%	47.7%

A New Approach to Projecting Higher Education



A Look at
Nathan Grawe's
*Demographics and the
Demand for Higher Education*

Key Headwinds for New England:

Birth Rate in New England
compared to other U.S. regions – low birth rate
holds steady

Immigration

Migration AWAY from New England and
Northeast

Some Good News for the Northeast

- Children from the Northeast **40% more likely to attend college** than their Western and South Central counterparts.
- Children from New England **10x more likely to attend a Top 50 university** than their Western and South Central counterparts.
- High % of families with **\$100k+ household income + degree-holding parents**



Higher Demand Index – Overview and Use

2 sets of info used to calculate:

1. # of 18 year-olds in geographic location in given year
2. Share of those students likely to attend college

-13%

Projected decline in community college enrollment in New England, 2025-2029

-25%

Projected decline in overall college enrollment (2- and 4-year) in New England, 2025 onward

Higher Demand Index, cont.

Sector	Projections
2-Year Institutions	<ul style="list-style-type: none">• 2% national increase through 2025, followed by sharp decline• 13% decrease by 2029• 15%+ decline in New England
4-Year Institutions	<ul style="list-style-type: none">• Modest (2%) growth until 2025, then steep decline• 2025-2029: projected loss of 280,000 students nationally• New England net decline of 25%
Overall	<ul style="list-style-type: none">• Population growth shifting to Southwest, especially Hispanic population• 2025-2030: college-going population shrinking by 450,000



What Do We Know About the Adult Learner in Higher Education?

State Group Activity

State Discussion

- What systematic returning adults initiatives are currently underway in your state?
- What challenges have you encountered?
- What lessons could you share about overcoming the challenges?
- What type of technical assistance would be helpful?
- Leveraging Regional Partnerships

Further Questions? Contact us!

Susan Lane



slane@nebhe.org

Stafford Peat



speat@nebhe.org



www.nebhe.org



@nebhe